



## US Trade Price Book - 2025

---

*Effective 6/2/25*



---

Innovative. Efficient. Dependable. Dunkirk.

---



[www.dunkirk.com](http://www.dunkirk.com)

**ECR** international

Manufactured by:  
ECR International Inc.  
2260 Dwyer Avenue, Utica, NY 13501  
Tel. 800 325 5479  
[www.ecrinternational.com](http://www.ecrinternational.com)  
PN 240005064 REV. AA [04/21/2025]

## **CUSTOMER SUPPORT TEAM**

---

### **CUSTOMER SERVICE:**

Phone: (800) 325-5479 option #2  
Fax: (315) 724-9319  
Email Purchase Orders: [ecrorderentry@ecrinternational.com](mailto:ecrorderentry@ecrinternational.com)  
Email Inquiries: [customerservice@ecrinternational.com](mailto:customerservice@ecrinternational.com)

### **TECHNICAL SUPPORT:**

Phone: (800) 253-7900  
Fax: (866) 432-7329  
Email: [technical.support@ecrinternational.com](mailto:technical.support@ecrinternational.com)

### **MARKETING SUPPORT:**

Phone: (800) 325-5479  
Fax: (315) 733-1759  
E-mail: [marketing@ecrinternational.com](mailto:marketing@ecrinternational.com)

### **[WWW.ECRCUSTOMERPORTAL.COM](http://WWW.ECRCUSTOMERPORTAL.COM)**

#### **Your On-line Access to:**

- Order Status
- Invoices
- Statements
- RMA
- Serial Number Look-Up
- Literature

## Table of Contents

<b>Condensing Natural / LP Gas Boilers</b>		<b>4-12</b>
<b>ROYAL CH/CO</b>	Stainless Steel Wall Hung Combi & Heating Boilers (80-470 MBH)	<b>4</b>
<b>DCC/DCB</b>	Stainless Steel Wall Hung Combi & Heating Boilers (75-205 MBH)	<b>6</b>
<b>DCCF/DCBF</b>	Stainless Steel Floor Standing Combi & Heating Boilers (75-205 MBH)	<b>8</b>
<b>DMG 240</b>	Stainless Steel Wall Hung Heating Boilers (241 MBH)	<b>10</b>
<b>DMG 380</b>	Stainless Steel Floor Standing Heating Boilers (379 MBH)	<b>12</b>
<b>Controls &amp; Venting</b>		<b>14-17</b>
<b>MBC</b>	Multiple Boiler Control (MBC)	<b>14</b>
<b>VENTING</b>	Coaxial, Twin Pipe & CPVC Venting for Condensing Boilers	<b>16</b>
<b>Electric Boilers</b>		<b>16-17</b>
<b>AT SERIES</b>	Electric Wall Hung Heating Boilers	<b>18</b>
<b>Natural / LP Gas Boilers</b>		<b>20-33</b>
<b>XEB</b>	Cast Iron Induced Draft Chimney/Side Wall Vented (42.5-187.5 MBH)	<b>20</b>
<b>DXL</b>	Cast Iron Chimney Vented Boilers (59-235 MBH)	<b>22</b>
<b>WPSB</b>	Cast Iron Integral Draft Diverter Boilers (75-299 MBH)	<b>24</b>
<b>PSB</b>	Cast Iron Steam Boilers (75-299 MBH)	<b>26</b>
<b>D250</b>	Cast Iron Commercial Steam and Water Boilers (400-1,500 MBH)	<b>28</b>
<b>Oil Boilers</b>		<b>34-43</b>
<b>EXCELSIOR EXB</b>	Cast Iron 3-Pass Boilers (105-252 MBH)	<b>34</b>
<b>DHW MODULE</b>	Domestic Hot Water Module	<b>34</b>
<b>EMPIRE EWC</b>	Cast Iron Chimney Vented Boilers (112-217 MBH)	<b>38</b>
<b>SBO</b>	Cast Iron Steam Boilers (119-210 MBH)	<b>42</b>
<b>Indirect Tanks</b>		<b>44-53</b>
<b>H2O GL</b>	Single Coil Glass Lined Indirect Water Heaters (31-106 GALS)	<b>44</b>
<b>H2O SC</b>	Single Coil Stainless Steel Indirect Water Heaters (30-115 GALS)	<b>46</b>
<b>H2O DC</b>	Single & Dual Coil Stainless Steel Solar Water Heaters (60-115 GALS)	<b>48</b>
<b>H2O BT</b>	Stainless Steel Buffer Tanks (With & Without Coil) (22-115 GALS)	<b>50</b>
<b>H2O ST</b>	Stainless Steel Storage Tanks (No Coil) (30-115 GALS)	<b>52</b>
<b>Terms, Shipping &amp; Delivery Policy, RMA Policy</b>		<b>54-57</b>

# ROYAL SERIES CO/CH Stainless Steel Wall Hung Condensing Combi & Heating Boilers

**Residential Models:**

- 8 models with inputs from 80 MBH - 200 MBH
- Stainless Steel Water-Tube Heat Exchanger
- Up to 95.2% AFUE with up to 10:1 Turndown
- Combi models provides Domestic Hot Water (CO)

**Commercial Models:**

- 3 models with inputs from 299 MBH - 470 MBH
- DUO Power Stainless Steel Water-Tube Heat Exchanger
- Over 95% AFUE (CH-299) or Thermal Efficiency (CH-399/499)
- Easy Service with removeable side panels

**All Models:**

- Intuitive programmable control
- Cascade up to 16 boilers
- 3 in 1 adjustable vent connector to attach different vent materials
- Vent with CPVC, PVC, Polypropylene, or Stainless Steel
- Natural Gas or easily field converted to Propane (LP)
- Rubst wall hung design saves space
- Modbus connection standard



General Information (See IOM for Complete Instructions)							
Model	Water Content Gallons	DHW Flow Rate (GPM)	Supply / Return (CH)	Supply / Return DHW (CO)	Gas Inlet	Flue Size	Dimensions H x W x D
<b>Residential</b>							
CO-90	0.37	2.5	NPT 3/4"	NPT 1/2"	NPT 3/4"	3"	28.2" x 17.4" x 16.9"
CO-150	0.55	3.7					
CO-200	0.85	5.1					
CH-80	0.37	NA	NPT 3/4"	NA	NPT 3/4"	3"	28.2" x 17.4" x 16.9"
CH-100	0.46						
CH-120	0.55						
CH-150	0.85						
CH-180	0.85						
<b>Commercial</b>							
CH-299	1.77	NA	NPT 1 1/2"	NA	NPT 1"	4"	33.3" x 17.3" x 21.2"
CH-399	2.19						
CH-499	2.74					6"	
Electrical: 120 V ac, 60 hertz, 1 phase, 12 amp minimum size circuit (15 amp recommended)							

<b>Residential Royal Series (CH/CO) - Stainless Steel Wall Hung Combi &amp; Heating Condensing Boilers</b>									
<b>Model</b>	<b>Item Number</b>	<b>Type</b>	<b>Max Input MBH CH</b>	<b>Max Input MBH DHW</b>	<b>AHRI Heating Capacity</b>	<b>AHRI Net Water MBH</b>	<b>AFUE</b>	<b>Shp. Wgt. lbs</b>	<b>Trade Price</b>
CH-80*	ECH108003600103	HEATING	80	NA	74	64	95.2%	74	\$2,500
CH-100*	ECH110003600103	HEATING	100	NA	92	80	95.2%	77	\$2,768
CH-120*	ECH112003600103	HEATING	120	NA	110	96	95.2%	83	\$2,902
CH-150*	ECH115003600103	HEATING	150	NA	139	121	95.2%	97	\$3,036
CH-180*	ECH118003600103	HEATING	180	NA	165	143	95.2%	98	\$3,259
CO-90*	ECO109003600103	COMBI	80	90	74	64	95.2%	77	\$3,036
CO-150*	ECO115003600103	COMBI	120	150	110	96	95.2%	86	\$3,483
CO-200*	ECO120003600103	COMBI	180	200	167	145	95.2%	101	\$3,706
<b>Commercial Royal Series (CH) - Stainless Steel Wall Hung Heating Condensing Boilers</b>									
CH-299*	ECH129903600103	HEATING	299	NA	284	247	95.1%	184	\$8,527
CH-399	ECH139903600103	HEATING	399	NA	381	331	95.5%(T)	193	\$10,358
CH-499	ECH149903600103	HEATING	470	NA	449	390	95.6%(T)	198	\$15,715

(T) = Thermal Efficiency

\* ENERGY STAR models

<b>Royal CH/CO (Use Parts Multiplier for All of the Following)</b>			
<b>Model</b>	<b>Item Number</b>	<b>Description</b>	<b>Trade Price</b>
80-200	S000.600.001.035	RESIDENTIAL BOILER YEARLY MAINTENANCE AND SERVICE KIT	\$525
299-499	S000.500.011.035	COMMERCIAL BOILER YEARLY MAINTENANCE AND SERVICE KIT	\$331
80/90	S022.600.001.035	PROPANE CONVERSION KIT (80/90)	\$268
100	S022.600.002.035	PROPANE CONVERSION KIT (100)	\$268
120/150	S022.600.003.035	PROPANE CONVERSION KIT (120/150)	\$268
180	S022.600.004.035	PROPANE CONVERSION KIT (180)	\$268
150	S022.600.005.035	PROPANE CONVERSION KIT (150)	\$268
200	S022.600.007.035	PROPANE CONVERSION KIT (200)	\$268
	S022.500.020	OUTDOOR (AIR) TEMPERATURE SENSOR	\$160
	S022.500.009	DRY WELL TANK SENSOR FOR AN INDIRECT FIRED WATER HEATER	\$89
299	S022.500.001.035	PROPANE CONVERSION KIT (299)	\$66
399	S022.500.003.035	PROPANE CONVERSION KIT (399)	\$66
499	S022.500.004.035	PROPANE CONVERSION KIT (499)	\$66
	S022.500.021	EXTERNAL FLOW TEMPERATURE SENSOR FOR SYSTEM HEADER (CASCADED)	\$179
	S022.500.031.035	0-10V OUTPUT KIT	\$308
	S022.500.028.035	CIRCULATOR RELAY (3 CIRCULATORS)	\$635
	S022.500.029.035	CIRCULATOR RELAY (2 CIRCULATORS)	\$498
	S022.500.030.035	CIRCULATOR RELAY (1 CIRCULATOR)	\$362
299-499	S022.500.007.035	CSD-1 KIT: GAS PRESSURE SWITCHES, LOW AND HIGH	\$1,294
	550004448	CONDENSING BOILER STAND	\$445

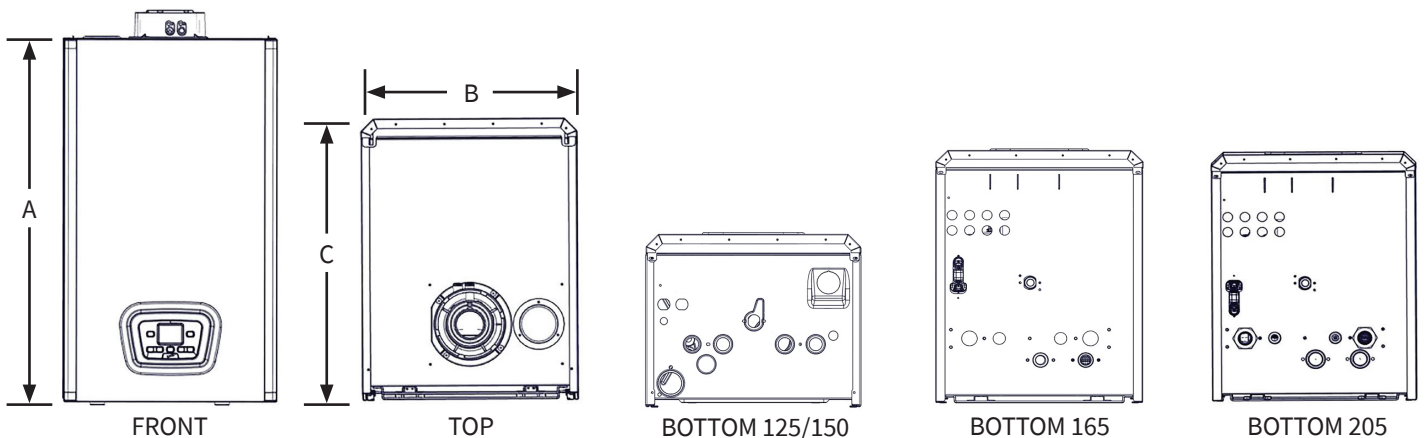
NOTE: For 2" venting, a 3" x 2" reducer must be field supplied. (80-100 models)

## DCC/DCB Stainless Steel Wall Hung Combi & Heating Boilers

- MBH Input 75 - 164 (CH) / 115.5 - 205 (DHW)
- Up to 95% AFUE  
ENERGY STAR® Certified
- [AI] Control Technology Recognizes Natural or LP Gas  
No field conversion kit required.
- 6.9:1 Turndown Modulation Ratio in DHW Mode (115)  
7:1 Turndown Modulation Ratio in DHW Mode (150/205)  
4.5:1 Turndown Modulation Ratio in CH Mode (75)  
5.6:1 Turndown Modulation Ratio in CH Mode (100/115)  
5.7:1 Turndown Modulation Ratio in CH Mode (125/150)  
5.5:1 Turndown Modulation Ratio in CH Mode (165/205)
- 2.5 gpm DHW Flow Rate @ 70°F Rise (115)  
3.5 gpm DHW Flow Rate @ 70°F Rise (150)  
5 gpm DHW Flow Rate @ 70°F Rise (205)
- LABOR SAVER™ Primary/Secondary Manifold Included
- Low Water Pressure Switch
- Wall Hung or Floor Stand Kit Available



General Information (See IOM for Complete Instructions)								
Model	DCB-75	DCB-100	DCB-125	DCC-115	DCC-150	DCB-165	DCC-205	
System Supply/Return	G 3/4" Straight Thread					G 1" Straight Thread		
System Supply/Return with Provided Manifold	1 1/4" Copper Sweat					1 1/2" Copper Sweat	1 1/4" Copper Sweat	
Gas Inlet	3/4" NPT					3/4" NPT		
Condensate Drain	13/16" ID Hose					3/4" NPT		
DHW Outlet (125 Optional)	G 1/2" Straight Thread					G 3/4" Straight Thread		
DHW (Cold Water) Inlet	1/2"					3/4"		
Electrical	120 Volts AC, 60 hertz, 1 phase, less than 12 amps (15 amp circuit recommended)							
Water Content (Gallons)	1					1 1/4		
Dimensions	A-Height	30"					30"	
	B-Width	17 3/4"					17 3/4"	
	C-Depth	13 9/16"					21 1/2"	



**DCC/DCB - Stainless Steel Wall Hung Combi & Heating Boilers**

Model	Item Number	Type	Input MBH CH	Input MBH DHW	AHRI Net MBH	AFUE	Fuel	Pump	Shp. Wgt. lbs	Trade Price
DCB125	DCB112503600103	HEATING	125	N/A	98	95.0%	NAT/LP	LESS	148	\$3,665
DCC150	DCC115003600103	COMBI	125	153	98	95.0%	NAT/LP	LESS	100	\$3,912
DCC205	DCC120503600103	COMBI	164	205	133	95.0%	NAT/LP	LESS	178	\$4,542
DCB125	DCB112503640103	HEATING	125	N/A	98	95.0%	NAT/LP	TACO ECM	148	\$3,849
DCC150	DCC115003640103	COMBI	125	153	98	95.0%	NAT/LP	TACO ECM	100	\$4,098
DCB125	DCB112503620103	HEATING	125	N/A	98	95.0%	NAT/LP	GRUNDFOS	148	\$3,849
DCC150	DCC115003620103	COMBI	125	153	98	95.0%	NAT/LP	GRUNDFOS	100	\$4,098

While supplies last.

**DCC/DCB (Use Parts Multiplier for All of the Following)**

Model	Item Number	Description	Trade Price
DCC(B)	BD710487302V	OUTSIDE AIR SENSOR	\$54
DCC(B)	550003189	DHW SENSOR KIT	\$118
DCC(B)	240010266	FLOOR STAND KIT	\$985
DCC(B)	550003212	HEAT EXCHANGER CLEANING KIT	\$83
DCC(B)	550004448	CONDENSING BOILER STAND	\$445

**DCC/DCB Venting Adapters (Use Parts Multiplier for All of the Following)**

DCC(B)	KHG714059113	TO CONVERT FROM CONCENTRIC TO 3" TWIN PIPE POLYPROPYLENE	\$23
DCC(B)	550003184	TWIN PIPE ADAPTER 60MM TO CPVC 3"	\$78
DCC(B)	KHG714089010	TO CONVERT FROM CONCENTRIC TO 3" TWIN PIPE POLYPROPYLENE	\$53
DCC(B)	550003403	TWIN PIPE ADAPTER 80MM TO CPVC 3"	\$145

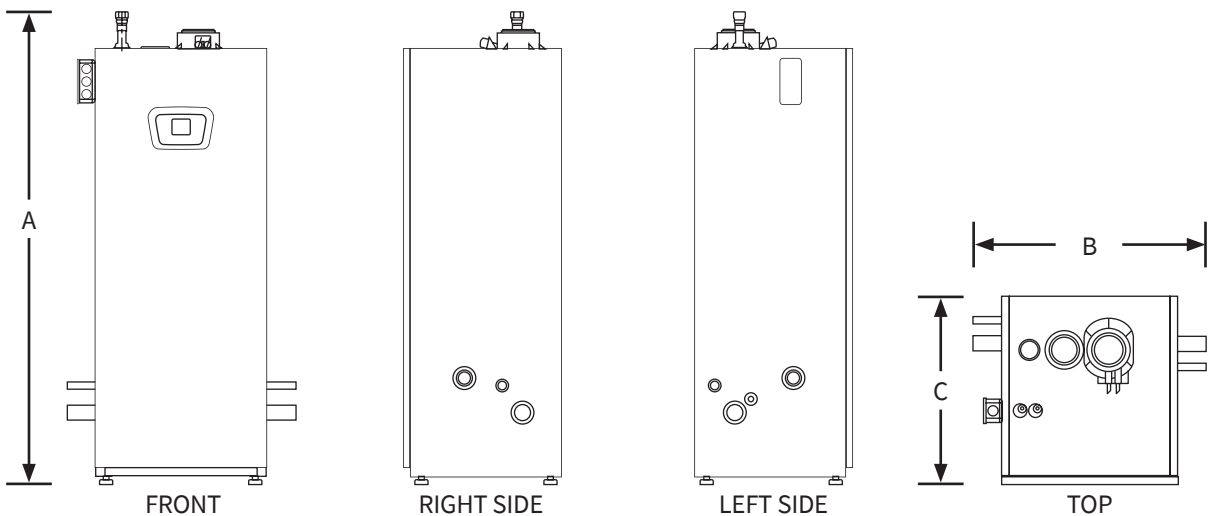
NOTE: For 2" venting, a 3" x 2" reducer must be field supplied.

## DCCF/DCBF Stainless Steel Floor Standing Combi & Heating Boilers

- MBH Input 75 - 164 (CH) / 115.5 - 205 (DHW)
- Up to 95% AFUE  
ENERGY STAR® Certified
- [AI] Control Technology Recognizes Natural or LP Gas  
No field conversion kit required.
- 6.9:1 Turndown Modulation Ratio in DHW Mode (115)  
7:1 Turndown Modulation Ratio in DHW Mode (150/205)  
4.5:1 Turndown Modulation Ratio in CH Mode (75)  
5.6:1 Turndown Modulation Ratio in CH Mode (100/115)  
5.7:1 Turndown Modulation Ratio in CH Mode (125/150)  
5.5:1 Turndown Modulation Ratio in CH Mode (165/205)
- 2.5 gpm DHW @ 70°F Rise (115)  
3.5 gpm DHW @ 70°F Rise (150)  
5.0 gpm DHW @ 70°F Rise (205)
- LABOR SAVER™ Primary/Secondary Manifold Built-In
- Low Water Pressure Switch
- Compact, Floor Standing Design



General Information (See IOM for Complete Instructions)				
Model	DCBF-75/100/125	DCCF-115/150	DCBF-165	DCCF-205
Water Return/Supply	1 1/4" Copper	1 1/4" Copper	1 1/2" Copper	1 1/2" Copper
Gas	3/4" NPT	3/4" NPT	3/4" NPT	3/4" NPT
Condensate Drain	3/4" NPT	3/4" NPT	3/4" NPT	3/4" NPT
DHW Outlet (125 Optional)	3/4" SWT	1/2" SWT	NA	3/4" SWT
DHW (Cold Water) Inlet	NA	1/2" SWT	NA	3/4" SWT
Electrical	120 Volts AC, 60 hertz, 1 phase, less than 12 amps (15 amp circuit recommended)			
Water Content (Gallons)	1	1	1.25	1.25
Dimensions	A-Height	43.65"	43.65"	43.65"
	B-Width	24.7"	24.7"	24.7"
	C-Depth	17.46"	17.46"	23.55"



**DCCF/DCBF - Stainless Steel Floor Standing Combi & Heating Boilers**

Model	Item Number	Type	Input MBH CH	Input MBH DHW	AHRI Net MBH	AFUE	Fuel	Pump	Shp. Wgt. lbs	Trade Price
DCBF75	DCB107505600103	HEATING	75	N/A	60	92.0%	NAT/LP	LESS	117	\$2,890
DCBF125	DCB112505600103	HEATING	125	N/A	98	95.0%	NAT/LP	LESS	148	\$4,087
DCCF150	DCC115005600103	COMBI	125	153	98	95.0%	NAT/LP	LESS	148	\$4,362
DCBF125	DCB112505640103	HEATING	125	N/A	98	95.0%	NAT/LP	TACO ECM	148	\$4,276
DCBF165	DCB116505640103	HEATING	164	N/A	133	95.0%	NAT/LP	TACO ECM	158	\$5,159
DCCF150	DCC115005640103	COMBI	125	153	98	95.0%	NAT/LP	TACO ECM	148	\$4,552

While supplies last.

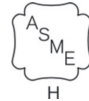
**DCCF/DCBF (Use Parts Multiplier for All of the Following)**

Model	Item Number	Description	Trade Price
DCC(B)F	BD710487302V	OUTSIDE AIR SENSOR	\$54
DCC(B)F	550003189	DHW SENSOR KIT	\$118
DCC(B)F	550003212	HEAT EXCHANGER CLEANING KIT	\$83

**DCCF/DCBF Venting Adapters (Use Parts Multiplier for All of the Following)**

DCC(B)F	KHG714059113	TO CONVERT FROM CONCENTRIC TO 3" TWIN PIPE POLYPROPYLENE	\$23
DCC(B)F	550003184	TWIN PIPE ADAPTER 60MM TO CPVC 3"	\$78
DCC(B)F	KHG714089010	TO CONVERT FROM CONCENTRIC TO 3" TWIN PIPE POLYPROPYLENE	\$53
DCC(B)F	550003403	TWIN PIPE ADAPTER 80MM TO CPVC 3"	\$145

NOTE: For 2" venting, a 3" x 2" reducer must be field supplied.

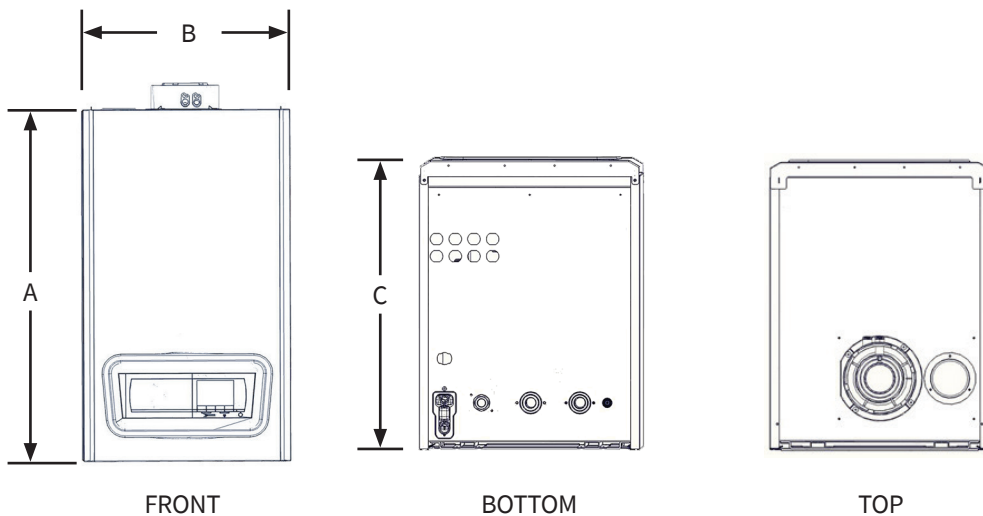


## DMG 240 Stainless Steel Wall Hung Heating Boilers

- MBH Input 241 (CH)
- 95% AFUE  
ENERGY STAR® Certified
- LABOR SAVER™ Manifold Included
- 6.7:1 Modulation Turndown Ratio
- Wall Hung or Floor Base Kit Available
- Anti-Wind Function: Control automatically adjusts the fan speed to prevent loss of flame and lockouts
- Flame Stabilization: Control allows the flame to stabilize before modulating, preventing flame drop outs and recycling
- Optional Plug-and-Play, CSD-1 Kit Available



General Information (See IOM for Complete Instructions)		
Model	DMG 240	
Water Return/Supply	1"	
Gas	3/4" NPT	
Condensate Drain	3/4" NPT	
Electrical	120 Volts AC, 60 hertz, 1 phase, less than 12 amps (15 amp circuit recommended)	
Water Content (Gallons)	.8	
Dimensions	A-Height	31 1/16"
	B-Width	17 3/4"
	C-Depth	23"



**DMG 240 - Stainless Steel Wall Hung Heating Boilers**

Model	Item Number	Input MBH	AHRI Net MBH	AFUE	Fuel	Pump	Shp. Wgt. lbs	Trade Price
DMG 240	DMG124000600103	241	216	95.0%	NAT	LESS	120	\$7,594

While Supplies Last.

**DMG 240 (Use Parts Multiplier for All of the Following)**

Model	Item Number	Description	Trade Price
DMG 240	550003322	MANUAL RESET HIGH LIMIT KIT L4006E1109	\$386
DMG 240	550003323	MANUAL RESET LWCO KIT	\$371
DMG 240	550003332	CSD-1 KIT (INCLUDES HIGH LIMIT AND MANUAL RESET LWCO)	\$757
DMG 240	550003354	COMMON VENTING CHECK VALVE KIT	\$540
DMG 240	550003316	LP CONVERSION KIT	\$248
DMG 240	BD710487302V	OUTDOOR AIR SENSOR	\$54
DMG 240	550003189	DHW SENSOR KIT	\$118
DMG 240	550003304	FLOOR BASE KIT	\$765
DMG 240	550004448	CONDENSING BOILER STAND	\$445

**DMG 240 Venting Adapters (Use Parts Multiplier for All of the Following)**

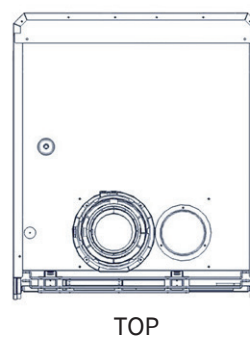
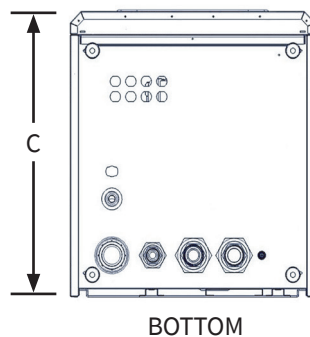
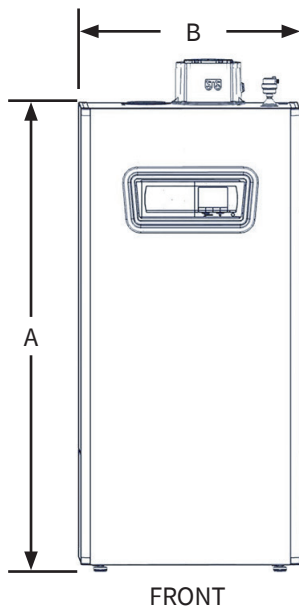
DMG 240	KHG714089010	TO CONVERT FROM CONCENTRIC TO 3" TWIN PIPE POLYPROPYLENE	\$53
---------	--------------	--	------

## DMG 380 Stainless Steel Floor Standing Heating Boilers

- MBH Input 379
- 95% Thermal Efficiency
- LABOR SAVER™ Manifold Included
- 10.5:1 Modulation Turndown Ratio
- Compact, Floor Standing Design
- Anti-Wind Function: Control automatically adjusts the fan speed to prevent loss of flame and lockouts
- Flame Stabilization: Control allows the flame to stabilize before modulating, preventing flame drop outs and recycling
- Optional Plug-and-Play, CSD-1 Kit Available



General Information (See IOM for Complete Instructions)		
Model	DMG 380	
Water Return/Supply	1 1/2"	
Gas	1" NPT	
Condensate Drain	3/4" NPT	
Electrical	120 Volts AC, 60 hertz, 1 phase, less than 12 amps (15 amp circuit recommended)	
Water Content (Gallons)	4.6	
Dimensions	A-Height	50"
	B-Width	23 5/8"
	C-Depth	25 1/2"



**DMG 380 - Stainless Steel Floor Standing Heating Boilers**

Model	Item Number	Input MBH	AHRI Net MBH	AFUE	Fuel	Pump	Shp. Wgt. lbs	Trade Price
DMG 380	DMG138000600103	379	303	95.0%	NAT	LESS	225	\$11,946

While Supplies Last.

**DMG 380 (Use Parts Multiplier for All of the Following)**

Model	Item Number	Description	Trade Price
DMG 380	550003322	MANUAL RESET HIGH LIMIT KIT L4006E1109	\$386
DMG 380	550003323	MANUAL RESET LWCO KIT	\$371
DMG 380	550003332	CSD-1 KIT (INCLUDES HIGH LIMIT AND MANUAL RESET LWCO)	\$757
DMG 380	550003354	COMMON VENTING CHECK VALVE KIT	\$540
DMG 380	550003317	LP CONVERSION KIT	\$248
DMG 380	BD710487302V	OUTDOOR AIR SENSOR	\$54
DMG 380	550003189	DHW SENSOR KIT	\$118

**DMG 380 Venting Adapters (Use Parts Multiplier for All of the Following)**

DMG 380	BD7106314V	TO CONVERT FROM CONCENTRIC TO 4" TWIN PIPE POLYPROPYLENE	\$172
---------	------------	--	-------

NOTE: Twin pipe venting is polypropylene only. CPVC adapter not available.


















## MBC Multiple Boiler Control

- Operation of up to Four Boilers
- LCD Display
- Push Buttons for Navigating Settings
- Warm Weather Shutdown (WWSD)
- Set Back Scheduling
- Boiler Stage Delay
- Boiler Rotation
- Combustion or Alarm Control Relay
- Flow or Combustion Air Proof Delay
- Energy Management System Compatible (0-10 or 2-10 Vdc)
- Sensors Included:
  - (1) Outdoor Sensor
  - (2) Water Temperature Sensors



















MBC - Staging Control			
Model	Item Number	Description	Trade Price
AMB4B	AMB4BDK	MULTIPLE BOILER CONTROL (MBC) ON/OFF CONTROL	\$1,527
Additional Accessories			
AMB4B	240012663	WATER TEMPERATURE SENSOR	\$144
AMB4B	240012664	OUTDOOR SENSOR	\$144

**VENTING**



Coaxial Venting (Use Parts Multiplier for All of the Following)												
DCC/DCB		DMG		CH/CO				Image	Item Number	Description	Trade Price	
75/100/115 125/150	165/205	240	380	80/90/100	120/150/180/200	299	399					499
X				X						KUG714059511	2"x4" (60/100mm)COAXIAL PIPE 3.28' (1m) L	\$53
X				X						KUG714059611	2"x4" (60/100mm)HORIZONTAL VENT TERM	\$66
X				X						KUG714059711	2"x4" (60/100mm)COAXIAL 90 ELBOWS	\$42
X				X						KUG714059811	2"x4" (60/100mm)COAXIAL 45 ELBOWS	\$42
X				X						KUG714135813	2"x4" (60/100mm)VERTICAL VENT TERM	\$156
	X	X		X	X	X				KHG714088512	3"x5" (80/125mm)COAXIAL PIPE 3.28' (1m) L	\$78
	X	X		X	X	X				KHG714088713	3"x5" (80/125mm)COAXIAL 90 ELBOWS	\$43
	X	X		X	X	X				KHG714088812	3"x5" (80/125mm)COAXIAL 45 ELBOWS	\$43
	X	X		X	X	X				KHG714088911	3"x5" (80/125mm)HORIZONTAL VENT TERM	\$88
	X	X		X	X	X				KHG714093512	3"x5" (80/125mm)VERTICAL VENT TERM	\$123
			X	X	X	X	X			KUG714133311	4"x6" (110/160mm)HORIZONTAL VENT TERM	\$324
			X	X	X	X	X			KUG714133411	4"x6" (110/160mm)VERTICAL VENT TERM	\$412
			X	X	X	X	X			KUG714133511	4"x6" (110/160mm)COAXIAL 45 ELBOWS	\$116
			X	X	X	X	X			KUG714133611	4"x6" (110/160mm)COAXIAL 90 ELBOWS	\$116
			X	X	X	X	X			KUG714133811	4"x6" (110/160mm)COAXIAL PIPE 3.28' (1m) L	\$159

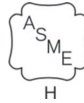
**VENTING**

**Twin Pipe Polypropylene Venting (Use Parts Multiplier for All of the Following)**

DCC/DCB		DMG		CH/CO				Image	Item Number	Description	Trade Price	
75/100/115 125/150	165/205	240	380	80/90/100	120/150/180/200	299	399					499
X				X	X	X				KHG714059113	TO CONVERT FROM CONCENTRIC TO 3" TWIN PIPE POLYPROPYLENE	\$23
X	X	X		X	X	X				550003416	3" (80mm)VENTING CLAMP SINGLE WALL	\$49
X	X	X		X	X	X				550003452	3" (80mm)CLAMSHELL CLAMP (5PK)	\$48
X	X	X		X	X	X				KUG714132010	3" (80mm)HORIZONTAL VENT TERM	\$26
X	X	X		X	X	X				KUG714132110	3" (80mm)VERTICAL VENT TERM	\$65
X	X	X		X	X	X				550003734	3" (80mm)POLYPROPYLENE 45 ELBOWS W/ CLAMP	\$20
X	X	X		X	X	X				550003735	3" (80mm)POLYPROPYLENE 90 ELBOWS W/ CLAMP	\$20
X	X	X		X	X	X				550003767	3" (80mm)POLYPROPYLENE PIPE 3.28' (1m) L W/ CLAMP	\$28
	X	X		X	X	X				KHG714089010	TO CONVERT FROM CONCENTRIC TO 3" TWIN PIPE POLYPROPYLENE	\$53
			X	X	X	X	X			550003453	4" (110mm)CLAMSHELL CLAMP (5PK)	\$65
			X	X	X	X	X			BD7106314V	TO CONVERT FROM CONCENTRIC TO 4" TWIN PIPE POLYPROPYLENE	\$172
			X	X	X	X	X			KUG714132710	4" (110mm)HORIZONTAL VENT TERM	\$167
			X	X	X	X	X			KUG714132810	4" (110mm)VERTICAL VENT TERM	\$149
			X	X	X	X	X			550003731	4" (110mm)POLYPROPYLENE 45 ELBOWS W/ CLAMP	\$44
			X	X	X	X	X			550003732	4" (110mm)POLYPROPYLENE 90 ELBOWS W/ CLAMP	\$44
			X	X	X	X	X			550003733	4" (110mm)POLYPROPYLENE PIPE 3.28' (1m) L W/ CLAMP	\$60


**VENTING**

Twin Pipe CPVC Venting (Use Parts Multiplier for All of the Following)													
DCC/DCB		DMG			CH/CO				Image	Item Number	Description	Trade Price	
75/100/115	125/150	165/205	240	380	80/90/100	120/150/180/200	299	399					499
X					X	X					550003184	TWIN PIPE ADAPTER 60MM TO CPVC 3"	\$78
	X	X			X	X					550003403	TWIN PIPE ADAPTER 80MM TO CPVC 3"	\$145



## AT SERIES Electric Wall Hung Boilers

- 100% Efficient
- Compact Light Weight Wall Hung Design (70 lbs)
- Zero Emissions, Green Alternative (No Fossil Fuel, No Chimney, No Carbon Monoxide)
- Proven one piece cast iron heat exchanger
- Available in 2 or 4 element and modular boiler configurations:
  - 2 Element (4 capacities from 6 kW to 12 kW)
  - 4 Element (4 capacities from 12 kW to 24 kW)
  - Modular Boiler Configurations (40 kW+ for light commercial applications utilizing multiple boilers)
- 20 Year Limited Warranty (Residential)



General Information (See IOM for Complete Instructions)		
Model		AT Series
Water Return/Supply		1 1/4" NPT
Dimensions	A-Height	16 15/32"
	B-Width	18 5/8"
	C-Depth	9 1/32"

AT Series Electric Boilers with Breakers							
Model	Item Number	Type	Size KW	Elem. No. & Size	bth/hr	Weight (lbs)	Trade Price
AT0623	AT062310C03	2-ELEMENT	6	2-3KW	20500	62	\$2,157
AT0824	AT082410C03	2-ELEMENT	8	2-4KW	27300	62	\$2,317
AT1025	AT102510C03	2-ELEMENT	10	2-5KW	34100	62	\$2,494
AT1226	AT122610C03	2-ELEMENT	12	2-6KW	41000	62	\$2,569
AT1243	AT124310C03	4-ELEMENT	12	4-3KW	41000	70	\$2,919
AT1644	AT164410C03	4-ELEMENT	16	4-4KW	54600	70	\$3,001
AT2045	AT204510C03	4-ELEMENT	20	4-5KW	68200	70	\$3,074
AT2446	AT244610C03	4-ELEMENT	24	4-6KW	82000	70	\$3,447
AT2800^	AT124310C03	MODULAR	28	4-3KW	95600	140	\$2,919
	AT164410C03			4-4KW			\$3,001
AT3200^	AT164410C03	MODULAR	32	4-4KW	109200	140	\$3,001
	AT164410C03			4-4KW			\$3,001
AT4000^	AT204510C03	MODULAR	40	4-5KW	136400	140	\$3,074
	AT204510C03			4-5KW			\$3,074

^When ordering modular boilers, order both part numbers listed. You will receive 2 boilers allowing for serial number tracking. Ratings are based on 240 operating voltage. Refer to IOM for reduced ratings based on 208 operating voltage.

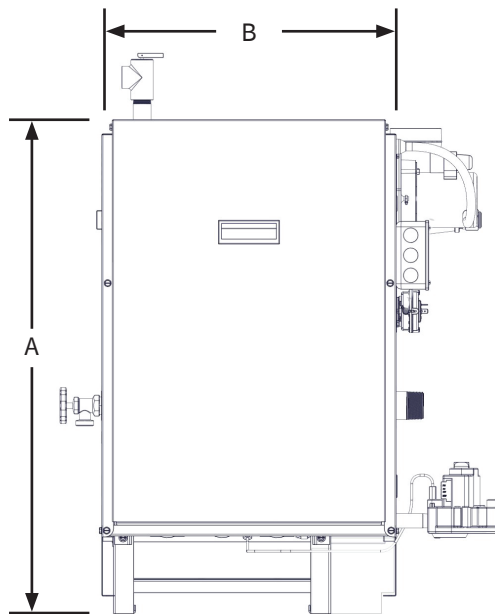
AT Series Electric Boiler Service Parts (Use Parts Multiplier for the Following)			
Model	Item Number	Description	Trade Price
AT	1260006	Temperature/Pressure Gauge	\$40
AT	B27	Circuit Breaker 40 A - 2 Pole - G.E. THQP 240	\$95
AT	B28	Circuit Breaker 15 A - 1 Pole - G.E. THQP 115	\$63
AT	550003228	Pressure Vessel - Cast Iron, 4 Element	\$625
AT	550003227	Pressure Vessel - Cast Iron, 2 Element	\$433
AT	E13	Heating Element - 3KW/240 Volt	\$105
AT	E14	Heating Element - 4KW/240 Volt	\$130
AT	E15	Heating Element - 5KW/240 Volt	\$135
AT	E16	Heating Element - 6KW/240 Volt	\$142
AT	G12	Gasket - Heating Element	\$8
AT	VR-001.01	Relief Valve - 30 PSI	\$40
AT	B194	Neutral Terminal Block	\$122
AT	I25	Load Center Assembly - G.E. TLM812U2	\$205
AT	L9	Ground Connection Lug	\$20
AT	S47	Safety Limit Control (High Limit - Fixed Temp)	\$37
AT	240004756	Brass Well	\$37
AT	E1	Elbow 3/4" x 90°	\$4
	119000002	Transformer 115/24V, 40 VA	\$53
AT	240010289	Water Temperature Sensor Kit	\$91
AT	240010295	Control Board - 2 Element, kit, includes wires	\$822
AT	240010296	Control Board - 4 Element, kit, includes wires	\$888
AT	109010455	Cabinet	\$184

## XEB Cast Iron Induced Draft Chimney/Side Wall Vented Boilers

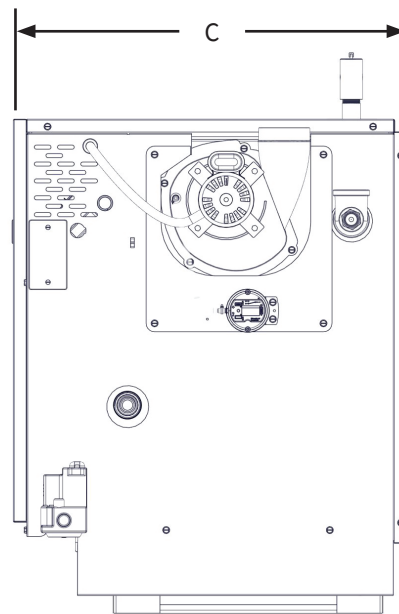
- MBH Input 42.5 - 187.5 (CH)
- Up to 84.4% AFUE
- Dependable Cast Iron Heat Exchanger with Cast Iron Push Nipples
- Honeywell High Limit/Electronic Ignition Control
  - Recessed under the boiler's protective jacket
  - Digital Temperature display and diagnostics
  - Plug in connection for the inducer fan
  - Plug in connection for the system pump
- Induced Draft Fan



General Information (See IOM for Complete Instructions)						
Model	XEB-2	XEB-3	XEB-4	XEB-5	XEB-6	
Water Return/Supply	1 1/4" NPT					
Gas	1/2" NPT					
Electrical	120 Volts AC, 60 hertz, 1 phase, less than 12 amps (15 amp circuit recommended)					
Water Content (Gallons)	1.75	3.00	4.25	5.50	6.75	
Dimensions	A-Height	29"	29"	29"	29"	
	B-Width	11"	14 1/4"	17 1/2"	20 3/4"	24"
	C-Depth	23 1/4"	23 1/4"	23 1/4"	23 1/4"	23 1/4"



FRONT



RIGHT SIDE

**XEB - Cast Iron Induced Draft Chimney/Side Wall Vented Boilers**

Model	Item Number	Input MBH	Htg. Cap. MBH	AHRI Net MBH	AFUE	Fuel	Pump	Shp. Wgt. Lbs	Trade Price
XEB-2	XEB204203100303	42.5	36	31	84.4%	NAT	LESS	225	\$3,162
XEB-3	XEB307503100303	75	63	55	84.0%	NAT	LESS	265	\$3,579
XEB-4	XEB411203100303	112.5	95	82	84.0%	NAT	LESS	322	\$3,955
XEB-5	XEB515003100303	150	127	109	84.0%	NAT	LESS	370	\$4,446
XEB-6	XEB618703100303	187.5	158	135	84.0%	NAT	LESS	431	\$5,220
XEB-2	XEB204203140303	42.5	36	31	84.4%	NAT	TACO ECM	225	\$3,275
XEB-3	XEB307503140303	75	63	55	84.0%	NAT	TACO ECM	265	\$3,688
XEB-4	XEB411203140303	112.5	95	82	84.0%	NAT	TACO ECM	322	\$4,067
XEB-5	XEB515003140303	150	127	109	84.0%	NAT	TACO ECM	370	\$4,555
XEB-6	XEB618703140303	187.5	158	135	84.0%	NAT	TACO ECM	431	\$5,335
XEB-2	XEB204203120303	42.5	36	31	84.4%	NAT	GRUNDFOS	225	\$3,275
XEB-3	XEB307503120303	75	63	55	84.0%	NAT	GRUNDFOS	265	\$3,688
XEB-4	XEB411203120303	112.5	95	82	84.0%	NAT	GRUNDFOS	322	\$4,067
XEB-5	XEB515003120303	150	127	109	84.0%	NAT	GRUNDFOS	370	\$4,555
XEB-6	XEB618703120303	187.5	158	135	84.0%	NAT	GRUNDFOS	431	\$5,335

**XEB - LP**

**Note: Boilers require a natural gas to LP conversion kit (field installed). Sold Separately. See below.**

**XEB - High Altitude**

**\*Note: Boilers require a High Altitude conversion kit (field installed). Sold Separately. See Below. Item # is for 5000', consult factory for other elevations up to 10,000'.**

**High Altitude - Capacity Reduces with Elevation. Refer to IOM for Actual Capacity Ratings.**

**XEB (Use Parts Multiplier for All of the Following)**

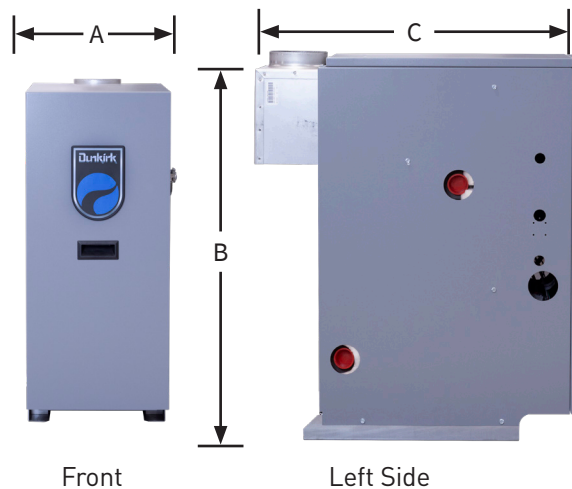
Model	Item Number	Description	Trade Price
XEB	550002722	NATURAL GAS TO LP CONVERSION KIT (ALL SIZES)	\$139
XEB	43300660	LP TO NATURAL GAS CONVERSION KIT (ALL SIZES)	\$152
XEB-2	550004122	*NATURAL GAS HIGH ALTITUDE CONVERSION KIT - 5000' ELEVATION	\$139
XEB (3-5)	550004129	*NATURAL GAS HIGH ALTITUDE CONVERSION KIT - 5000' ELEVATION	\$139
XEB-6	550004136	*NATURAL GAS HIGH ALTITUDE CONVERSION KIT - 5000' ELEVATION	\$139
XEB-2	550004142	*LP GAS HIGH ALTITUDE CONVERSION KIT - 5000' ELEVATION	\$139
XEB (3-5)	550004145	*LP GAS HIGH ALTITUDE CONVERSION KIT - 5000' ELEVATION	\$139
XEB-6	550004149	*LP GAS HIGH ALTITUDE CONVERSION KIT - 5000' ELEVATION	\$139
XEB (2-5)	14629010	TJERNLUND VH-1-3" SIDE WALL VENT HOOD (XEB-2 TO XEB-5)	\$385
XEB (6)	14629011	TJERNLUND VH-1-4" SIDE WALL VENT HOOD (XEB-6)	\$457
XEB (2-5)	14624002	FILL-TROL #110 FOR WATER BOILERS 150 MBH OR LESS	\$486
XEB (6)	14624003	FILL-TROL #111 FOR WATER BOILERS OVER 150 MBH	\$675

## DXL-K Cast Iron Chimney Vented Boilers

- MBH Input 59 - 235 (CH)
- 84% AFUE
- Dependable Cast Iron Heat Exchanger
- Hydrostat Fuel Smart Control
- Digital temperature display and diagnostics
- Plug in connection for the vent damper
- Plug in connection for the system pump
- Control monitors water temperature and delays burner start until residual heat has been transferred to the system for maximum efficiency.



General Information (See IOM for Complete Instructions)							
Model	DXL-060K	DXL-095K	DXL-120K	DXL-150K	DXL-175K	DXL-205K	DXL-235K
Water Return/Supply	1 1/4" NPT						
Gas	1/2" NPT				3/4" NPT		
Electrical	120 Volts AC, 60 hertz, 1 phase, less than 12 amps (15 amp circuit recommended)						
Water Content (Gallons)	1.9	2.3	2.8	3.2	3.7	4.1	4.6
A-Height	32 1/8"	32 1/8"	32 1/8"	32 1/8"	32 1/8"	32 1/8"	32 1/8"
B-Width	13 3/8"	13 1/2"	16 1/4"	19"	21 7/8"	27 1/2"	27 1/2"
C-Depth	26"	26"	26"	26"	26"	26"	26"



**DXL-K - Cast Iron Chimney Vented Boilers**

Model	Item Number	Input MBH	Htg. Cap. MBH	AHRI Net MBH	AFUE	Fuel	Pump	Shp. Wgt. lbs	Trade Price
DXL-060K	DXL306003200503	59	50	43	84.0%	NAT	LESS	215	\$3,245
DXL-095K	DXL409503200503	92.5	78	68	84.0%	NAT	LESS	250	\$3,484
DXL-120K	DXL512003200503	120	101	88	84.0%	NAT	LESS	295	\$3,721
DXL-150K	DXL615003200503	149	125	109	84.0%	NAT	LESS	335	\$4,047
DXL-175K	DXL717503200503	175	147	128	84.0%	NAT	LESS	385	\$4,691
DXL-205K	DXL820503200503	205	172	150	84.0%	NAT	LESS	420	\$5,026
DXL-235K	DXL923503200503	235	197	171	84.0%	NAT	LESS	465	\$5,671
DXL-060K	DXL306003240503	59	50	43	84.0%	NAT	TACO ECM	215	\$3,361
DXL-095K	DXL409503240503	92.5	78	68	84.0%	NAT	TACO ECM	250	\$3,603
DXL-120K	DXL512003240503	120	101	88	84.0%	NAT	TACO ECM	295	\$3,841
DXL-150K	DXL615003240503	149	125	109	84.0%	NAT	TACO ECM	335	\$4,164
DXL-175K	DXL717503240503	175	147	128	84.0%	NAT	TACO ECM	385	\$4,810
DXL-205K	DXL820503240503	205	172	150	84.0%	NAT	TACO ECM	420	\$5,145
DXL-235K	DXL923503240503	235	197	171	84.0%	NAT	TACO ECM	465	\$5,792
DXL-060K	DXL306003220503	59	50	43	84.0%	NAT	GRUNDFOS	215	\$3,361
DXL-095K	DXL409503220503	92.5	78	68	84.0%	NAT	GRUNDFOS	250	\$3,603
DXL-120K	DXL512003220503	120	101	88	84.0%	NAT	GRUNDFOS	295	\$3,841
DXL-150K	DXL615003220503	149	125	109	84.0%	NAT	GRUNDFOS	335	\$4,164
DXL-175K	DXL717503220503	175	147	128	84.0%	NAT	GRUNDFOS	385	\$4,810
DXL-205K	DXL820503220503	205	172	150	84.0%	NAT	GRUNDFOS	420	\$5,145
DXL-235K	DXL923503220503	235	197	171	84.0%	NAT	GRUNDFOS	465	\$5,792

**DXL-K - LP**

**Note: Boilers require a natural gas to LP conversion kit (field installed). Sold Separately. See below.**

**DXL-K - High Altitude**

**\*Note: Boilers require a High Altitude conversion kit (field installed). Sold Separately. See Below. Item # is for 5000', consult factory for other elevations up to 10,000'.**

**High Altitude - Capacity Reduces with Elevation. Refer to IOM for Actual Capacity Ratings.**

**DXL-K (Use Parts Multiplier for All of the Following)**

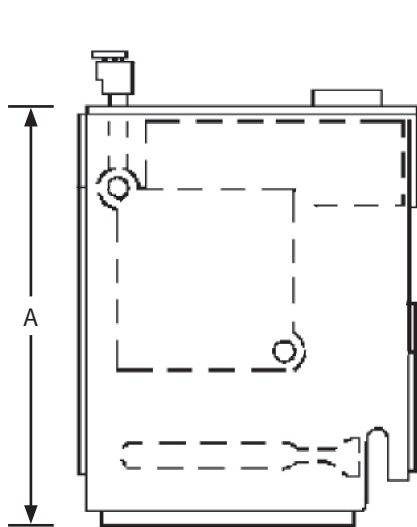
Model	Item Number	Description	Trade Price
DXL-K	550003778	CONVERSION KIT NAT. TO LP	\$112
DXL-K	550003884	CONVERSION KIT LP TO NAT.	\$123
DXL-K (3 Sec)	550003786	*NATURAL GAS HIGH ALTITUDE CONVERSION KIT - 5000' ELEVATION	\$77
DXL-K (4 Sec)	550003880	*NATURAL GAS HIGH ALTITUDE CONVERSION KIT - 5000' ELEVATION	\$77
DXL-K (5-9 Sec)	550003781	*NATURAL GAS HIGH ALTITUDE CONVERSION KIT - 5000' ELEVATION	\$97
DXL-K (3 Sec)	550003774	*LP GAS HIGH ALTITUDE CONVERSION KIT - 5000' ELEVATION	\$88
DXL-K (4 Sec)	550003776	*LP GAS HIGH ALTITUDE CONVERSION KIT - 5000' ELEVATION	\$77
DXL-K (5-9 Sec)	550003774	*LP GAS HIGH ALTITUDE CONVERSION KIT - 5000' ELEVATION	\$88
DXL-K	14624002	FILL-TROL #110 FOR WATER BOILERS 150 MBH OR LESS	\$486
DXL-K	14624003	FILL-TROL #111 FOR WATER BOILERS OVER 150 MBH	\$675

## WPSB Cast Iron Integral Draft Diverter Boilers

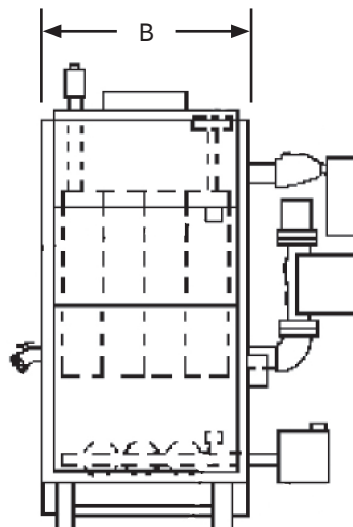
- MBH Input 75 - 299 (CH)
- Up to 84.1% AFUE
- Dependable Cast Iron Heat Exchanger with Cast Iron Push Nipples
- Hydrolevel FuelSmart Control
- Digital temperature display and diagnostics
- Plug in connection for the vent damper
- Plug in connection for the system pump
- Low Water Cut Off (LWCO)
- Control monitors water temperature and delays burner start until residual heat has been transferred to the system for maximum efficiency



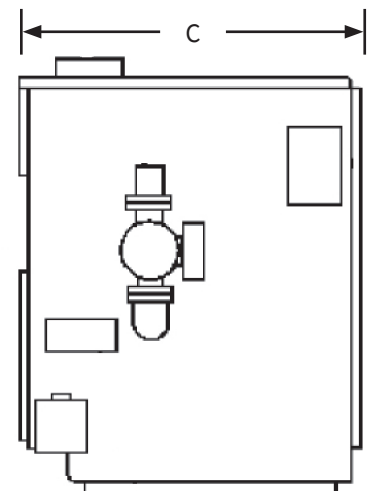
General Information (See IOM for Complete Instructions)							
Model	WPSB-3	WPSB-4	WPSB-5	WPSB-6	WPSB-7	WPSB-8	WPSB-9
Water Return/Supply	1 1/4" NPT						
Gas	1/2" NPT						
Electrical	120 Volts AC, 60 hertz, 1 phase, less than 12 amps (15 amp circuit recommended)						
Water Content (Gallons)	6.3	8.1	9.9	11.7	13.5	15.3	17.2
Dimensions	A-Height	36 3/8"	36 3/8"	36 3/8"	36 3/8"	36 3/8"	36 3/8"
	B-Width	11 1/4"	14 1/2"	17 3/4"	21"	24 1/4"	30 3/4"
	C-Depth	26 1/2"	26 1/2"	26 1/2"	26 1/2"	26 1/2"	26 1/2"



LEFT SIDE



FRONT



RIGHT SIDE

**WPSB - Cast Iron Integral Draft Diverter Boilers**

Model	Item Number	Input MBH	Htg. Cap. MBH	AHRI Net MBH	AFUE	Fuel	Pump	Shp. Wgt. lbs	Trade Price
WPSB-3D	WPS307503200303	75	63	55	84.0%	NAT	LESS	315	\$3,590
WPSB-4D	WPS411203200303	112.5	94	82	84.0%	NAT	LESS	377	\$3,983
WPSB-5D	WPS515003200303	150	126	110	84.1%	NAT	LESS	453	\$4,393
WPSB-6D	WPS618703200303	187.5	157	137	84.1%	NAT	LESS	534	\$4,932
WPSB-7D	WPS722503200303	225	188	163	84.0%	NAT	LESS	601	\$5,397
WPSB-8D	WPS826203200303	262	221	191	84.0%	NAT	LESS	665	\$5,819
WPSB-9D	WPS929903200303	299	252	218	84.0%	NAT	LESS	750	\$6,723
WPSB-3D	WPS307503240303	75	63	55	84.0%	NAT	TACO ECM	315	\$3,700
WPSB-4D	WPS411203240303	112.5	94	82	84.0%	NAT	TACO ECM	377	\$4,093
WPSB-5D	WPS515003240303	150	126	110	84.1%	NAT	TACO ECM	453	\$4,503
WPSB-6D	WPS618703240303	187.5	157	137	84.1%	NAT	TACO ECM	534	\$5,044
WPSB-7D	WPS722503240303	225	188	163	84.0%	NAT	TACO ECM	601	\$5,507
WPSB-8D	WPS826203240303	262	221	191	84.0%	NAT	TACO ECM	665	\$5,928
WPSB-9D	WPS929903240303	299	252	218	84.0%	NAT	TACO ECM	750	\$6,833
WPSB-3D	WPS307503220303	75	63	55	84.0%	NAT	GRUNDFOS	315	\$3,700
WPSB-4D	WPS411203220303	112.5	94	82	84.0%	NAT	GRUNDFOS	377	\$4,093
WPSB-5D	WPS515003220303	150	126	110	84.1%	NAT	GRUNDFOS	453	\$4,503
WPSB-6D	WPS618703220303	187.5	157	137	84.1%	NAT	GRUNDFOS	534	\$5,044
WPSB-7D	WPS722503220303	225	188	163	84.0%	NAT	GRUNDFOS	601	\$5,507
WPSB-8D	WPS826203220303	262	221	191	84.0%	NAT	GRUNDFOS	665	\$5,928
WPSB-9D	WPS929903220303	299	252	218	84.0%	NAT	GRUNDFOS	750	\$6,833

**WPSB - LP**

**Note: Boilers require a natural gas to LP conversion kit (field installed). Sold Separately. See below.**

**WPSB - High Altitude**

**\*Note: Boilers require a High Altitude conversion kit (field installed). Sold Separately. See Below. Item # is for 5000', consult factory for other elevations up to 10,000'.**

**High Altitude - Capacity Reduces with Elevation. Refer to IOM for Actual Capacity Ratings.**

**WPSB (Use Parts Multiplier for All of the Following) Cont.**

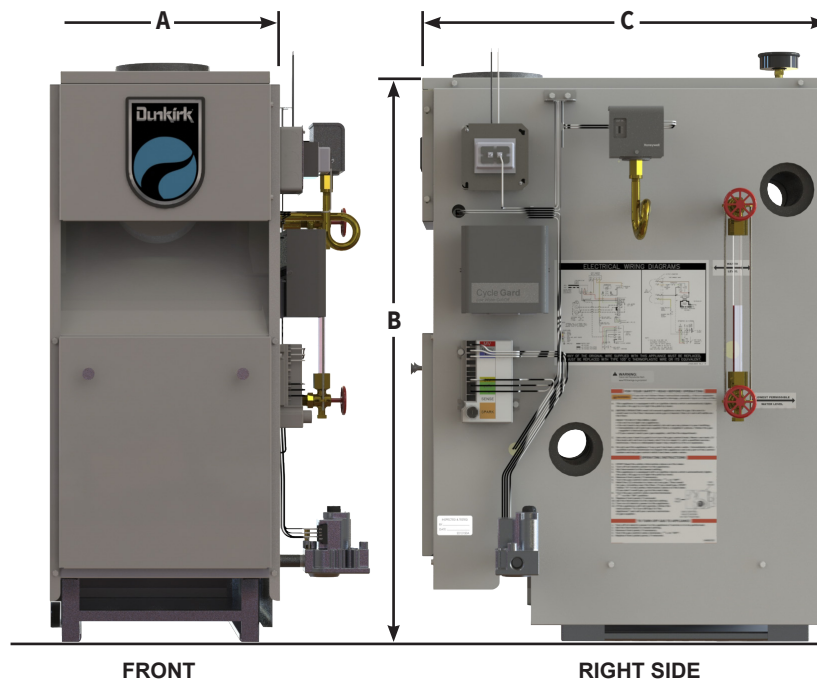
Model	Item Number	Description	Trade Price
WPSB	550004168	3 -9 SECTION NATURAL GAS TO LP GAS CONVERSION KIT	\$152
WPSB	550004368	*NATURAL GAS HIGH ALTITUDE CONVERSION KIT - 5000' ELEVATION	\$92
WPSB	550004373	*LP GAS HIGH ALTITUDE CONVERSION KIT - 5000' ELEVATION	\$92
WPSB	14624002	FILL-TROL FOR WATER BOILERS 150 MBH OR LESS	\$486
WPSB	14624003	FILL-TROL FOR WATER BOILERS OVER 150 MBH	\$675

## PSB Cast Iron Steam Boilers

- MBH Input 75 - 299 (CH)
- Up to 82.7% AFUE
- Dependable Cast Iron Heat Exchanger with Cast Iron Push Nipples
- LWCO (Probe Type) Includes Pressure High Limit Control, Pressure Gauge, Gauge Glass
- Low profile compact design makes it ideal for low clearance installations
- Easy piping features with two 2 1/2" supply and two 2 1/2" return connections on both the left and right sides of the boiler. Optional 2" single and dual piping riser options (depending on boiler size), simplifying replacement piping
- Atmospheric Chimney Vent Boiler with Integral Draft Hood and Vent Damper
- Stainless Steel burner



General Information (See IOM for Complete Instructions)							
Model	PSB-3D	PSB-4D	PSB-5D	PSB-6D	PSB-7D	PSB-8D	PSB-9D
Return/Supply Tappings	2 1/2" NPT						
Gas	1/2" NPT			3/4" NPT			
Electrical	120 Volts AC, 60 hertz, 1 phase, less than 12 amps (15 amp circuit recommended)						
Water Content (Gallons)	2.6	3.8	5	6.2	7.4	8.6	9.5
Dimensions	A-Height	36 3/8"	36 3/8"	36 3/8"	36 3/8"	36 3/8"	36 3/8"
	B-Width	11 1/4"	14 1/2"	17 3/4"	21"	24 1/4"	30 3/4"
	C-Depth	26 1/2"	26 1/2"	26 1/2"	26 1/2"	26 1/2"	26 1/2"



**PSB - Cast Iron Steam Boilers**

Model	Item Number	Input MBH	Htg. Cap. MBH	AHRI Net MBH	AHRI Net SQ. FT. Steam	AFUE	Fuel	Shp. Wgt. lbs	Trade Price
PSB-3D	PSB307503700603	75	62	47	195	82.7%	NAT	297	\$4,188
PSB-4D	PSB411203700603	112	91	68	283	82.0%	NAT	368	\$4,574
PSB-5D	PSB515003700603	150	122	92	383	82.0%	NAT	440	\$5,156
PSB-6D	PSB618703700603	187	153	115	479	82.0%	NAT	512	\$5,871
PSB-7D	PSB722503700603	225	183	137	570	82.0%	NAT	584	\$6,473
PSB-8D	PSB826203700603	262	214	161	670	82.0%	NAT	659	\$7,160
PSB-9D	PSB929903700603	299	245	184	766	82.0%	NAT	736	\$7,540

**PSB - LP**

**Note: Boilers require a natural gas to LP conversion kit (field installed). Sold Separately. See below.**

**PSB - High Altitude**

**\*Note: Boilers require a High Altitude conversion kit (field installed). Sold Separately. See Below. Item # is for 5000', consult factory for other elevations up to 10,000'.**

**High Altitude - Capacity Reduces with Elevation. Refer to IOM for Actual Capacity Ratings.**

**PSB (Use Parts Multiplier for All of the Following)**

Model	Item Number	Description	Trade Price
PSB-3D	43300723	3 SECTION NATURAL GAS TO LP GAS CONVERSION KIT	\$83
PSB-4D	43300724	4 SECTION NATURAL GAS TO LP GAS CONVERSION KIT	\$83
PSB-5D	43300725	5 SECTION NATURAL GAS TO LP GAS CONVERSION KIT	\$83
PSB-6D	43300726	6 SECTION NATURAL GAS TO LP GAS CONVERSION KIT	\$97
PSB-7D	43300727	7 SECTION NATURAL GAS TO LP GAS CONVERSION KIT	\$97
PSB-8D	43300728	8 SECTION NATURAL GAS TO LP GAS CONVERSION KIT	\$97
PSB-9D	43300729	9 SECTION NATURAL GAS TO LP GAS CONVERSION KIT	\$97
PSB	550004368	*NATURAL GAS HIGH ALTITUDE CONVERSION KIT - 5000' ELEVATION	\$92
PSB	550004373	*LP GAS HIGH ALTITUDE CONVERSION KIT - 5000' ELEVATION	\$92
PSB	1630001	MCDONNELL & MILLER WF-2U-24 ELECTRONIC WATER FEEDER	\$779

## D250 Cast Iron Commercial Steam and Water Boilers

D250 Boiler Bases are pre-assembled at the factory with burner manifold, burner orifices, gas valves and electronic ignition installed; ready for field installation of the pre-tested sections and appropriate packages.

### Electronic Ignition Base Standard Equipment:

- Base
- Fire Door
- Burner Orifice
- Manifold
- Main and Pilot Burner
- Electronic Pilot Gas Valve
- Intermittent Pilot Module
- Complete Jacket Assembly

### Steam Trim Package:

- Low Water Cut-Off
- Glass Gauge Set
- Safety Valve
- Steam Gauge
- Pressure Limit
- Drain Valve

### Water Trim Package:

- Low Water Cut-Off
- Relief Valve
- Pressure Temp. Gauge
- Drain Valve



### Plug 'N Play Harness and Junction Box

Individual base and junction box controls are designed for easy installation. The entire boiler links together in a snap with a color-coded factory supplied wiring harness

### CSD-1 Options

Available with a CSD-1 option to comply with CSD-1 standards where required by building code. The CSD-1 option provides the increased number of controls and safety devices required to meet CSD-1 standards.

General Information (See IOM for Complete Instructions)

	Opening	Size	Steam	Water
	A	4"	Supply & Return	Supply & Return
	B	1/2"	Primary LWCO & Gauge Glass Set	Plugged
	C	3/4"	Drain, Left End	Drain, Left End
	C	3/4"	Drain, Right End	Drain, Right End
	D	1/2"	Plugged	Limit Control
	E	1"	Accessories	Accessories
	F*	1"	Safety Valve	Safety Valve
	G	3/4"	Plugged or Electronic (Probe Type) LWCO	Plugged
	<p>*If using opening F for other than Safety Valve or Safety Relief Valve, or Safety/Relief valve is larger than 1", Install Safety/Relief Valve in Header Piping as near boiler as possible.</p>			

**D250 - Cast Iron Commercial Steam Boiler**

Model	Item Number	Type*	Input MBH	Output MBH	Net AHRI Steam PPF	Net AHRI Steam SQ. FT.	Net AHRI Steam MBH	Therm. Eff.	Shp. Wgt. Lbs.	Trade Price
D250-400S	CBA040003101203	STD.	360	284	1.33	888	213	79.0%	1200	\$14,688
D250-500S	CBA050003101203	STD.	450	356	1.33	1111	267	79.0%	1400	\$16,325
D250-600S	CBA060003101203	STD.	540	427	1.33	1333	320	79.0%	1600	\$21,228
D250-700S	CBA070003101203	STD.	630	498	1.33	1555	373	79.0%	1800	\$22,868
D250-800S	CBA080003101203	STD.	720	569	1.33	1777	427	79.0%	2000	\$24,570
D250-900S	CBA090003101203	STD.	810	640	1.33	2000	480	79.0%	2200	\$26,372
D250-1000S	CBA100003101203	STD.	900	711	1.33	2222	533	79.0%	2400	\$27,994
D250-1100S	CBA110003101203	STD.	990	782	1.33	2444	587	79.0%	2600	\$32,977
D250-1200S	CBA120003101203	STD.	1080	853	1.33	2666	640	79.0%	2900	\$34,668
D250-1300S	CBA130003101203	STD.	1170	924	1.33	2889	693	79.0%	3100	\$37,257
D250-1400S	CBA140003101203	STD.	1260	995	1.33	3111	747	79.0%	3300	\$38,896
D250-1500S	CBA150003101203	STD.	1350	1067	1.33	3333	800	79.0%	3500	\$40,572
D250-400S	CBA040003103203	G.R.S.	360	284	1.33	888	213	79.0%	1200	\$16,206
D250-500S	CBA050003103203	G.R.S.	450	356	1.33	1111	267	79.0%	1400	\$17,845
D250-600S	CBA060003103203	G.R.S.	540	427	1.33	1333	320	79.0%	1600	\$24,470
D250-700S	CBA070003103203	G.R.S.	630	498	1.33	1555	373	79.0%	1800	\$26,139
D250-800S	CBA080003103203	G.R.S.	720	569	1.33	1777	427	79.0%	2000	\$27,778
D250-900S	CBA090003103203	G.R.S.	810	640	1.33	2000	480	79.0%	2200	\$29,635
D250-1000S	CBA100003103203	G.R.S.	900	711	1.33	2222	533	79.0%	2400	\$31,266
D250-1100S	CBA110003103203	G.R.S.	990	782	1.33	2444	587	79.0%	2600	\$36,952
D250-1200S	CBA120003103203	G.R.S.	1080	853	1.33	2666	640	79.0%	2900	\$38,612
D250-1300S	CBA130003103203	G.R.S.	1170	924	1.33	2889	693	79.0%	3100	\$41,195
D250-1400S	CBA140003103203	G.R.S.	1260	995	1.33	3111	747	79.0%	3300	\$42,841
D250-1500S	CBA150003103203	G.R.S.	1350	1067	1.33	3333	800	79.0%	3500	\$44,460
D250-400S	CBA040003104203	F.P.R.	360	284	1.33	888	213	79.0%	1200	\$17,768
D250-500S	CBA050003104203	F.P.R.	450	356	1.33	1111	267	79.0%	1400	\$19,404
D250-600S	CBA060003104203	F.P.R.	540	427	1.33	1333	320	79.0%	1600	\$26,027
D250-700S	CBA070003104203	F.P.R.	630	498	1.33	1555	373	79.0%	1800	\$27,697
D250-800S	CBA080003104203	F.P.R.	720	569	1.33	1777	427	79.0%	2000	\$29,349
D250-900S	CBA090003104203	F.P.R.	810	640	1.33	2000	480	79.0%	2200	\$31,197
D250-1000S	CBA100003104203	F.P.R.	900	711	1.33	2222	533	79.0%	2400	\$32,827
D250-1100S	CBA110003104203	F.P.R.	990	782	1.33	2444	587	79.0%	2600	\$38,511
D250-1200S	CBA120003104203	F.P.R.	1080	853	1.33	2666	640	79.0%	2900	\$40,172
D250-1300S	CBA130003104203	F.P.R.	1170	924	1.33	2889	693	79.0%	3100	\$42,758
D250-1400S	CBA140003104203	F.P.R.	1260	995	1.33	3111	747	79.0%	3300	\$44,400
D250-1500S	CBA150003104203	F.P.R.	1350	1067	1.33	3333	800	79.0%	3500	\$46,019

**\*Type (STD. - Standard) (G.R.S. - CSD-1 Gravity Return System) (F.P.R. - CSD-1 Boiler Feed Pump Return Control)**

**D250 - Cast Iron Commercial Water Boiler**

<b>Model</b>	<b>Item Number</b>	<b>Type*</b>	<b>Input MBH</b>	<b>Output MBH</b>			<b>Net AHRI Water MBH</b>	<b>Therm. Eff.</b>	<b>Shp. Wgt. Lbs.</b>	<b>Trade Price</b>
D250-400W	CBB040003101203	STD.	360	288			250	80.0%	1200	\$13,318
D250-500W	CBB050003101203	STD.	450	360			313	80.0%	1400	\$14,957
D250-600W	CBB060003101203	STD.	540	432			376	80.0%	1600	\$20,065
D250-700W	CBB070003101203	STD.	630	504			438	80.0%	1800	\$21,707
D250-800W	CBB080003101203	STD.	720	576			501	80.0%	2000	\$23,412
D250-900W	CBB090003101203	STD.	810	648			563	80.0%	2200	\$25,158
D250-1000W	CBB100003101203	STD.	900	720			626	80.0%	2400	\$26,786
D250-1100W	CBB110003101203	STD.	990	792			689	80.0%	2600	\$31,916
D250-1200W	CBB120003101203	STD.	1080	864			751	80.0%	2900	\$33,535
D250-1300W	CBB130003101203	STD.	1170	936			814	80.0%	3100	\$36,118
D250-1400W	CBB140003101203	STD.	1260	1008			877	80.0%	3300	\$37,763
D250-1500W	CBB150003101203	STD.	1350	1080			939	80.0%	3500	\$39,435
D250-400W	CBB040003106203	CSD-1	360	288			250	80.0%	1200	\$14,990
D250-500W	CBB050003106203	CSD-1	450	360			313	80.0%	1400	\$16,630
D250-600W	CBB060003106203	CSD-1	540	432			376	80.0%	1600	\$23,460
D250-700W	CBB070003106203	CSD-1	630	504			438	80.0%	1800	\$25,132
D250-800W	CBB080003106203	CSD-1	720	576			501	80.0%	2000	\$26,783
D250-900W	CBB090003106203	CSD-1	810	648			563	80.0%	2200	\$28,581
D250-1000W	CBB100003106203	CSD-1	900	720			626	80.0%	2400	\$30,212
D250-1100W	CBB110003106203	CSD-1	990	792			689	80.0%	2600	\$35,995
D250-1200W	CBB120003106203	CSD-1	1080	864			751	80.0%	2900	\$37,632
D250-1300W	CBB130003106203	CSD-1	1170	936			814	80.0%	3100	\$40,218
D250-1400W	CBB140003106203	CSD-1	1260	1008			877	80.0%	3300	\$41,861
D250-1500W	CBB150003106203	CSD-1	1350	1080			939	80.0%	3500	\$43,480

\*(STD. - Standard) (CSD-1)

**D250 - Knock Down Components & Optional Equipment**

<b>Model</b>	<b>Item Number</b>	<b>Description</b>	<b>Trade Price</b>
D250-S,W	902000030D	CAST IRON SECTIONS - RIGHT END (179 LBS.)	\$1,468
D250-S,W	902000028D	CAST IRON SECTIONS - LEFT END (182 LBS.)	\$1,468
D250-S,W	902000029D	CAST IRON SECTIONS - INTERMEDIATE (165 LBS.)	\$1,280
D250-300S,W	550004402D	STANDARD COMPONENT CARTON - 300	\$3,903
D250-400S,W	550004403D	STANDARD COMPONENT CARTON - 400	\$4,136
D250-500S,W	550004404D	STANDARD COMPONENT CARTON - 500	\$4,338
D250S,W	550004414D	END PANEL CARTON - JACKET	\$568
D250S,W	550002860D	END PANEL CARTON - BASE	\$513
D250S	41200061D	STEAM TRIM - SA 1 (SIZES/MODELS: 400 - 500)	\$1,908
D250S	41200062D	STEAM TRIM - SA 2 (SIZES/MODELS: 600 - 700)	\$1,935
D250S	41200063D	STEAM TRIM - SA 3 (SIZES/MODELS: 800 - 1400)	\$1,985
D250S	41200064D	STEAM TRIM - SA 4 (SIZES/MODELS: 1500)	\$2,004
D250W	550004418D	WATER TRIM - WA-1 (SIZES/MODELS: 400 - 500)	\$536
D250W	550004419D	WATER TRIM - WA-2 (SIZES/MODELS: 600 - 1000)	\$772
D250W	550004420D	WATER TRIM - WA-3 (SIZES/MODELS: 1100 - 1500)	\$866
D250-400S	550004424DS	ACCESSORY CARTON STEAM - 400	\$789
D250-500S	550004426DS	ACCESSORY CARTON STEAM - 500	\$946
D250-600S	550004428DS	ACCESSORY CARTON STEAM - 600	\$1,070
D250-700S	550004430DS	ACCESSORY CARTON STEAM - 700	\$1,199
D250-800S	550004432DS	ACCESSORY CARTON STEAM - 800	\$1,391
D250-900S	550004434DS	ACCESSORY CARTON STEAM - 900	\$1,655
D250-1000S	550004436DS	ACCESSORY CARTON STEAM - 1000	\$1,801
D250-1100S	550004438DS	ACCESSORY CARTON STEAM - 1100	\$2,058
D250-1200S	550004440DS	ACCESSORY CARTON STEAM - 1200	\$2,164
D250-1300S	550004442DS	ACCESSORY CARTON STEAM - 1300	\$3,296
D250-1400S	550004444DS	ACCESSORY CARTON STEAM - 1400	\$3,428
D250-1500S	550004446DS	ACCESSORY CARTON STEAM - 1500	\$3,618
D250-400W	550004424DW	ACCESSORY CARTON WATER - 400	\$789
D250-500W	550004426DW	ACCESSORY CARTON WATER - 500	\$946
D250-600W	550004428DW	ACCESSORY CARTON WATER - 600	\$1,070
D250-700W	550004430DW	ACCESSORY CARTON WATER - 700	\$1,199
D250-800W	550004432DW	ACCESSORY CARTON WATER - 800	\$1,391
D250-900W	550004434DW	ACCESSORY CARTON WATER - 900	\$1,655
D250-1000W	550004436DW	ACCESSORY CARTON WATER - 1000	\$1,801
D250-1100W	550004438DW	ACCESSORY CARTON WATER - 1100	\$2,058
D250-1200W	550004440DW	ACCESSORY CARTON WATER - 1200	\$2,164
D250-1300W	550004442DW	ACCESSORY CARTON WATER - 1300	\$3,296
D250-1400W	550004444DW	ACCESSORY CARTON WATER - 1400	\$3,428
D250-1500W	550004446DW	ACCESSORY CARTON WATER - 1500	\$3,618

**D250 - Knock Down Components & Optional Equipment (Continued)**

D250-300S,W	550004415D	CSD-1 COMPONENT CARTON - 300	\$4,558
D250-400S,W	550004416D	CSD-1 COMPONENT CARTON - 400	\$4,790
D250-500S,W	550004417D	CSD-1 COMPONENT CARTON - 500	\$4,993
D250S	41257103D	CSD-1 STEAM TRIM - GRAVITY/CONDENSATE (ALL SIZES)	\$864
D250S	41257104D	CSD-1 STEAM TRIM - FEED PUMP (ALL SIZES)	\$2,429
D250W	550004421D	CSD-1 WATER TRIM - (ALL SIZES)	\$1,018
D250-400S	550004425DS	CSD-1 ACCESSORY CARTON STEAM - 400	\$789
D250-500S	550004427DS	CSD-1 ACCESSORY CARTON STEAM - 500	\$946
D250-600S	550004429DS	CSD-1 ACCESSORY CARTON STEAM - 600	\$2,137
D250-700S	550004431DS	CSD-1 ACCESSORY CARTON STEAM - 700	\$2,297
D250-800S	550004433DS	CSD-1 ACCESSORY CARTON STEAM - 800	\$2,436
D250-900S	550004435DS	CSD-1 ACCESSORY CARTON STEAM - 900	\$2,751
D250-1000S	550004437DS	CSD-1 ACCESSORY CARTON STEAM - 1000	\$2,899
D250-1100S	550004439DS	CSD-1 ACCESSORY CARTON STEAM - 1100	\$3,156
D250-1200S	550004441DS	CSD-1 ACCESSORY CARTON STEAM - 1200	\$3,281
D250-1300S	550004443DS	CSD-1 ACCESSORY CARTON STEAM - 1300	\$4,413
D250-1400S	550004445DS	CSD-1 ACCESSORY CARTON STEAM - 1400	\$4,544
D250-1500S	550004447DS	CSD-1 ACCESSORY CARTON STEAM - 1500	\$4,680
D250-400W	550004425DW	CSD-1 ACCESSORY CARTON WATER - 400	\$789
D250-500W	550004427DW	CSD-1 ACCESSORY CARTON WATER - 500	\$946
D250-600W	550004429DW	CSD-1 ACCESSORY CARTON WATER - 600	\$2,137
D250-700W	550004431DW	CSD-1 ACCESSORY CARTON WATER - 700	\$2,297
D250-800W	550004433DW	CSD-1 ACCESSORY CARTON WATER - 800	\$2,436
D250-900W	550004435DW	CSD-1 ACCESSORY CARTON WATER - 900	\$2,751
D250-1000W	550004437DW	CSD-1 ACCESSORY CARTON WATER - 1000	\$2,899
D250-1100W	550004439DW	CSD-1 ACCESSORY CARTON WATER - 1100	\$3,156
D250-1200W	550004441DW	CSD-1 ACCESSORY CARTON WATER - 1200	\$3,281
D250-1300W	550004443DW	CSD-1 ACCESSORY CARTON WATER - 1300	\$4,413
D250-1400W	550004445DW	CSD-1 ACCESSORY CARTON WATER - 1400	\$4,544
D250-1500W	550004447DW	CSD-1 ACCESSORY CARTON WATER - 1500	\$4,680

**D250 (Use Parts Multiplier for All of the Following)**

Model	Item Number	Description	Trade Price
D250	14662311	STEAM MANUAL RESET PRESSURE CONTROL (L4079B1033)	\$446
D250	1280001	M-M 47-2 LWCO & FEEDER (MODELS 300-1500)	\$2,003
D250	14662313	STRAP ON OPERATING CONTROL (L6006C-1034)	\$270
D250	240007388	LWCO, MAN RESET, CSD-1 APPROVED, SHT PROBE	\$354

## D250 - Standard Equipment

Standard Equipment, Steam:

(67 Low Water Cut-Off, PA404A Pressuretrol and Syphon Loop, Water Gauge Glass Set with Glass and Rods, Steam Gauge, Pop Safety Valve).

Standard Equipment, Water:

(L4006A automatic reset high limit aquastat, 30PSI safety relief valve, temperature/pressure gauge).

## CSD-1 Control Requirements

The optional CSD-1 controls modify the standard D250 boiler on both the fuel train and the steam or water trim as follows:

### STEAM BOILER WITH BOILER FEED PUMP RETURN SYSTEM

- Add SF-500 Hydrolevel Safeguard Manual Reset L.W.C.O.
- Add 150S-B-MD L.W.C.O. and Pump Control
- Delete 67D-1 L.W.C.O.
- Add L404L Manual Reset Pressure Control

### STEAM BOILER WITH GRAVITY OR CONDENSATE PUMP RETURN SYSTEM

- Add SF-500 Hydrolevel Safeguard Manual Reset L.W.C.O.
- Add L404C Manual Reset Pressure Control

The SF-500 L.W.C.O. is the secondary L.W.C.O. to the 67D-1 L.W.C.O. furnished standard with the boiler.

### WATER BOILER WITH CSD-1 OPTION:

- Add SF-500 Hydrolevel Safeguard Manual Reset L.W.C.O.
- Add L4006E Manual Reset High Limit Control

### FUEL TRAIN

Substitute CSD-1 fuel train(s) for standard which includes (per base): Intermittent Pilot Module (PT#1140007) control Stop w/alarm 1003-612A & (PT#1140008) Control CSD1 Lockout Board BD 1145-2 with manual reset; Independent Pilot Gas Line (Manual shut-off valve, Pressure regulator, Safety shut-off valve); Main Gas Line (Gas Valve, Two leak test cocks, Manual shut-off downstream of the main gas valve).

### NOTES:

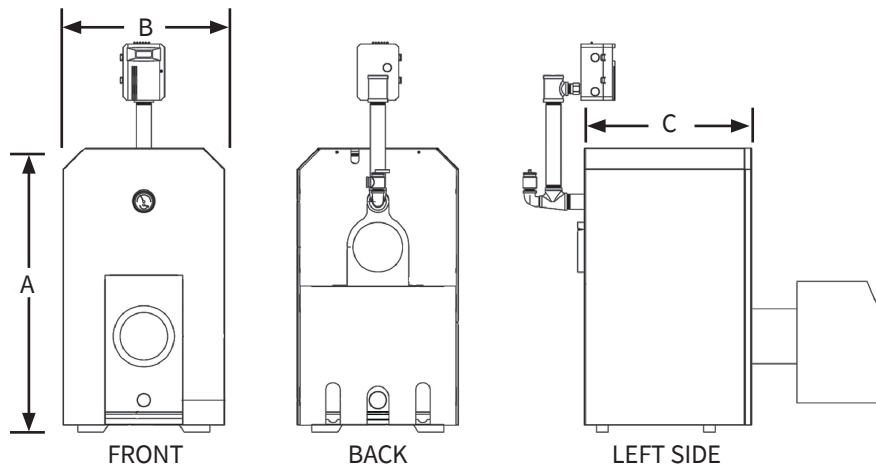
1. The D250-400 does not require fuel train modifications for CSD-1. The standard fuel train is furnished.
2. Control equipment is included to meet Dunkirk's interpretation of CSD-1. Consult local authorities before the installation of the boiler. Additional controls, if required can be provided at an additional price.

## EXCELSIOR EXB Cast Iron 3-Pass Oil Boilers

- MBH Input 105 - 252
- Up to 87% AFUE, ENERGY STAR® Certified Models
- Advanced High Efficiency 3-Pass Heat Exchanger Design
- High Limit Control with:
  - LED display
  - Easy to program dial settings
  - Boiler Water Temperature Reset
  - Low Water Cut Off (LWCO)
- Compact Footprint
- Burners and Venting Options (Burner cover standard)
- Easy Serviceability



General Information (See IOM for Complete Instructions)				
Model	EXB4	EXB5	EXB6	EXB7
Water Return/Supply	1 1/4" NPT			
Drain Valve	3/4" NPT			
Electrical	120 Volts AC, 60 hertz, 1 phase, less than 12 amps (15 amp circuit recommended)			
Water Content (Gallons)	3.6	4.3	5.1	5.9
Dimensions	A-Height	31"	31"	31"
	B-Width	17 3/4"	17 3/4"	17 3/4"
	C-Depth	18 3/8"	21 5/8"	24 7/8"



## DHW MODULE Domestic Hot Water Module (Sold Separately)

- The Domestic Hot Water (DHW) Module is a great way to make domestic hot water using an existing boiler
- Digital control has the ability to set a consistent DHW temperature from 108°F - 140°F
- Brazed plate stainless steel heat exchanger offers lower pressure drop than tankless water coils with nearly 100% heat transfer efficiency
- Simple and flexible installation - mounts on a wall near the boiler as an additional heating zone
- Compact design with insulated cover and a standard 120 volt power cord
- Easy to service and clean



**EXCELSIOR EXB - Cast Iron 3-Pass Oil Boiler**

Model	Item Number	Input MBH	Htg. Cap. MBH	AHRI Net MBH	AFUE	Fuel	Burner	Pump	Shp. Wgt. lbs	Trade Price
EXB4075	EXB407530200303	105	92	80	87.0%	OIL	BECKETT	LESS	436	\$3,884
EXB4090	EXB409030200303	126	110	96	86.0%	OIL	BECKETT	LESS	436	\$3,884
EXB5100	EXB510030200303	140	123	107	87.0%	OIL	BECKETT	LESS	496	\$4,425
EXB5120	EXB512030200303	168	148	129	86.0%	OIL	BECKETT	LESS	496	\$4,425
EXB6130	EXB613030200303	182	160	139	87.0%	OIL	BECKETT	LESS	560	\$4,668
EXB6145	EXB614530200303	203	178	155	86.0%	OIL	BECKETT	LESS	560	\$4,668
EXB7165	EXB716530200303	231	202	176	87.0%	OIL	BECKETT	LESS	620	\$5,326
EXB7180	EXB718030200303	252	220	191	86.0%	OIL	BECKETT	LESS	620	\$5,326
EXB4075	EXB407530240303	105	92	80	87.0%	OIL	BECKETT	TACO ECM	436	\$3,999
EXB4090	EXB409030240303	126	110	96	86.0%	OIL	BECKETT	TACO ECM	436	\$3,999
EXB5100	EXB510030240303	140	123	107	87.0%	OIL	BECKETT	TACO ECM	496	\$4,544
EXB5120	EXB512030240303	168	148	129	86.0%	OIL	BECKETT	TACO ECM	496	\$4,544
EXB6130	EXB613030240303	182	160	139	87.0%	OIL	BECKETT	TACO ECM	560	\$4,787
EXB6145	EXB614530240303	203	178	155	86.0%	OIL	BECKETT	TACO ECM	560	\$4,787
EXB7165	EXB716530240303	231	202	176	87.0%	OIL	BECKETT	TACO ECM	620	\$5,446
EXB7180	EXB718030240303	252	220	191	86.0%	OIL	BECKETT	TACO ECM	620	\$5,446
EXB4075	EXB407530220303	105	92	80	87.0%	OIL	BECKETT	GRUNDFOS	436	\$3,999
EXB4090	EXB409030220303	126	110	96	86.0%	OIL	BECKETT	GRUNDFOS	436	\$3,999
EXB5100	EXB510030220303	140	123	107	87.0%	OIL	BECKETT	GRUNDFOS	496	\$4,544
EXB5120	EXB512030220303	168	148	129	86.0%	OIL	BECKETT	GRUNDFOS	496	\$4,544
EXB6130	EXB613030220303	182	160	139	87.0%	OIL	BECKETT	GRUNDFOS	560	\$4,787
EXB6145	EXB614530220303	203	178	155	86.0%	OIL	BECKETT	GRUNDFOS	560	\$4,787
EXB7165	EXB716530220303	231	202	176	87.0%	OIL	BECKETT	GRUNDFOS	620	\$5,446
EXB7180	EXB718030220303	252	220	191	86.0%	OIL	BECKETT	GRUNDFOS	620	\$5,446
EXB4075	EXB407550200303	105	92	80	87.0%	OIL	RIELLO	LESS	436	\$3,988
EXB4090	EXB409050200303	126	110	96	86.0%	OIL	RIELLO	LESS	436	\$3,988
EXB5100	EXB510050200303	140	123	107	87.0%	OIL	RIELLO	LESS	496	\$4,599
EXB5120	EXB512050200303	168	148	129	86.0%	OIL	RIELLO	LESS	496	\$4,599
EXB6130	EXB613050200303	182	160	139	87.0%	OIL	RIELLO	LESS	560	\$4,841
EXB6145	EXB614550200303	203	178	155	86.0%	OIL	RIELLO	LESS	560	\$4,841
EXB7165	EXB716550200303	231	202	176	87.0%	OIL	RIELLO	LESS	620	\$5,414
EXB7180	EXB718050200303	252	220	191	86.0%	OIL	RIELLO	LESS	620	\$5,414
EXB4075	EXB407550240303	105	92	80	87.0%	OIL	RIELLO	TACO ECM	436	\$4,108
EXB4090	EXB409050240303	126	110	96	86.0%	OIL	RIELLO	TACO ECM	436	\$4,108
EXB5100	EXB510050240303	140	123	107	87.0%	OIL	RIELLO	TACO ECM	496	\$4,721
EXB5120	EXB512050240303	168	148	129	86.0%	OIL	RIELLO	TACO ECM	496	\$4,721
EXB6130	EXB613050240303	182	160	139	87.0%	OIL	RIELLO	TACO ECM	560	\$4,962
EXB6145	EXB614550240303	203	178	155	86.0%	OIL	RIELLO	TACO ECM	560	\$4,962
EXB7165	EXB716550240303	231	198	172	87.0%	OIL	RIELLO	TACO ECM	560	\$5,535
EXB7180	EXB718050240303	252	220	191	86.0%	OIL	RIELLO	TACO ECM	620	\$5,535

**DHW Module**

Model	Item Number	Description	Trade Price
550003792	550003792D	DOMESTIC HOT WATER MODULE	\$1,366

**EXCELSIOR EXB - Cast Iron 3-Pass Oil Boiler - Continued**

Model	Item Number	Input MBH	Htg. Cap. MBH	AHRI Net MBH	AFUE	Fuel	Burner	Pump	Shp. Wgt. lbs	Trade Price
EXB4075	EXB407550220303	105	92	80	87.0%	OIL	RIELLO	GRUNDFOS	436	\$4,108
EXB4090	EXB409050220303	126	110	96	86.0%	OIL	RIELLO	GRUNDFOS	436	\$4,108
EXB5100	EXB510050220303	140	123	107	87.0%	OIL	RIELLO	GRUNDFOS	496	\$4,721
EXB5120	EXB512050220303	168	148	129	86.0%	OIL	RIELLO	GRUNDFOS	496	\$4,721
EXB6130	EXB613050220303	182	160	139	87.0%	OIL	RIELLO	GRUNDFOS	560	\$4,962
EXB6145	EXB614550220303	203	178	155	86.0%	OIL	RIELLO	GRUNDFOS	560	\$4,962
EXB7165	EXB716550220303	231	202	176	87.0%	OIL	RIELLO	GRUNDFOS	620	\$5,535
EXB7180	EXB718050220303	252	220	191	86.0%	OIL	RIELLO	GRUNDFOS	620	\$5,535
EXB4090	EXB409020240303	126	110	96	86.0%	OIL	LESS	TACO ECM	436	\$2,961
EXB5120	EXB512020240303	168	148	129	86.0%	OIL	LESS	TACO ECM	496	\$3,452
EXB6145	EXB614520240303	203	178	155	86.0%	OIL	LESS	TACO ECM	560	\$3,792
EXB7180	EXB718020240303	252	220	191	86.0%	OIL	LESS	TACO ECM	620	\$4,367
EXB4090	EXB409020220303	126	110	96	86.0%	OIL	LESS	GRUNDFOS	436	\$2,961
EXB5120	EXB512020220303	168	148	129	86.0%	OIL	LESS	GRUNDFOS	496	\$3,452
EXB6145	EXB614520220303	203	178	155	86.0%	OIL	LESS	GRUNDFOS	560	\$3,792
EXB7180	EXB718020220303	252	220	191	86.0%	OIL	LESS	GRUNDFOS	620	\$4,367
EXB4090	EXB409020200303	126	110	96	86.0%	OIL	LESS	LESS	436	\$2,843
EXB5120	EXB512020200303	168	148	129	86.0%	OIL	LESS	LESS	496	\$3,330
EXB6145	EXB614520200303	203	178	155	86.0%	OIL	LESS	LESS	560	\$3,672
EXB7180	EXB718020200303	252	220	191	86.0%	OIL	LESS	LESS	620	\$4,245

**EXCELSIOR EXB - Venting Options & Additional Equipment**

Model	Item Number	Description	Trade Price
EXB	29231D	36" RISER TERMINATION	\$1,683
EXB	28972D	STANDARD TERMINATION	\$718
EXB	550004240D	4" ID X 10 FT DIRECT VENT PIPE KIT (SELECT TERMINATION)	\$849
EXB	550004241D	4" ID X 15 FT DIRECT VENT PIPE KIT (SELECT TERMINATION)	\$1,015
EXB	550004242D	4" ID X 20 FT DIRECT VENT PIPE KIT (SELECT TERMINATION)	\$1,195

**EXCELSIOR EXB - Replacement Oil Burners**

EXB4075	240007232D	BECKETT CHIMNEY VENT W/O COVER MODEL AFG	\$932
EXB4090	240013303D	BECKETT CHIMNEY VENT W/O COVER MODEL AFG	\$932
EXB5100	240013393D	BECKETT CHIMNEY VENT W/O COVER MODEL AFG	\$1,046
EXB5120	240013395D	BECKETT CHIIMNEY VENT W/O COVER MODEL AFG	\$1,046
EXB6130	240013397D	BECKETT CHIMNEY VENT W/O COVER MODEL AFG	\$1,046
EXB6145	240013399D	BECKETT CHIMNEY VENT W/O COVER MODEL AFG	\$1,046
EXB7165	240013401D	BECKETT CHIMNEY VENT W/O COVER MODEL AFG	\$1,046
EXB7180	240013403D	BECKETT CHIMNEY VENT W/O COVER MODEL AFG	\$1,175
EXB4075	240007144D	BECKETT CHIMNEY VENT WITH COVER MODEL AFG	\$999
EXB4090	240013302D	BECKETT CHIMNEY VENT WITH COVER MODEL AFG	\$999
EXB5100	240013394D	BECKETT CHIMNEY VENT WITH COVER MODEL AFG	\$1,114
EXB5120	240013396D	BECKETT CHIMNEY VENT WITH COVER MODEL AFG	\$1,114
EXB6130	240013398D	BECKETT CHIMNEY VENT WITH COVER MODEL AFG	\$1,114
EXB6145	240013400D	BECKETT CHIMNEY VENT WITH COVER MODEL AFG	\$1,114
EXB7165	240013402D	BECKETT CHIMNEY VENT WITH COVER MODEL AFG	\$1,114
EXB7180	240013404D	BECKETT CHIMNEY VENT WITH COVER MODEL AFG	\$1,114

**EXCELSIOR EXB - Replacement Oil Burners - Continued**

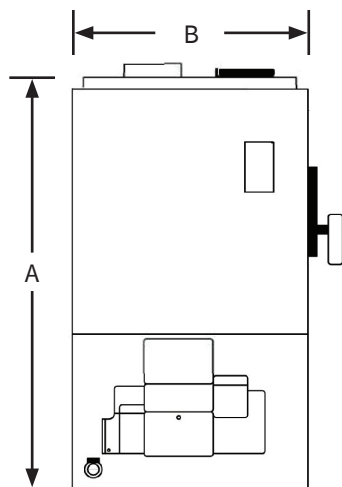
<b>Model</b>	<b>Item Number</b>	<b>Description</b>	<b>Trade Price</b>
EXB4075	550004238D	BECKETT DIRECT VENT MODEL NX	\$1,192
EXB5100	240007532D	BECKETT DIRECT VENT MODEL NX	\$1,241
EXB6130	240007533D	BECKETT DIRECT VENT MODEL NX	\$1,150
EXB4075	550003548D	RIELLO CHIMNEY VENT MODEL 40F3	\$1,103
EXB4090	550004237D	RIELLO CHIMNEY VENT MODEL 40F3	\$1,103
EXB5100	550004287D	RIELLO CHIMNEY VENT MODEL 40F5	\$1,103
EXB5120	550004290D	RIELLO CHIMNEY VENT MODEL 40F5	\$1,103
EXB6130	550004288D	RIELLO CHIMNEY VENT MODEL 40F5	\$1,103
EXB6145	550004291D	RIELLO CHIMNEY VENT MODEL 40F5	\$1,103
EXB7165	550004289D	RIELLO CHIMNEY VENT MODEL 40F10	\$1,397
EXB7180	550004292D	RIELLO CHIMNEY VENT MODEL 40F10	\$1,397
EXB4075	550004239D	RIELLO DIRECT VENT MODEL 40BF	\$1,608
EXB5100	550003563D	RIELLO DIRECT VENT MODEL 40BF	\$1,726
EXB6130	550003566D	RIELLO DIRECT VENT MODEL 40BF	\$1,631
EXB4	240013299D	CARLIN CHIMNEY VENT MODEL EZ-LF (4075 & 4090)	\$1,008
EXB5	240013406D	CARLIN CHIMNEY VENT MODEL EZ-LF (5100 & 5120)	\$1,118
EXB6	240013408D	CARLIN CHIMNEY VENT MODEL EZ-LF (6130 & 6145)	\$1,118
<b>EXCELSIOR EXB (Use Parts Multiplier for All of the Following)</b>			
EXB	550001929	KIT, HIGH LIMIT MANUAL RESET L4006E1109 WITH PLUG IN HARNESS	\$371
EXB	14624002	FILL-TROL FOR WATER BOILERS 150 MBH OR LESS	\$486
EXB	14624003	FILL-TROL FOR WATER BOILERS OVER 150 MBH	\$675

## EMPIRE EWC Cast Iron Chimney Vented Oil Boilers

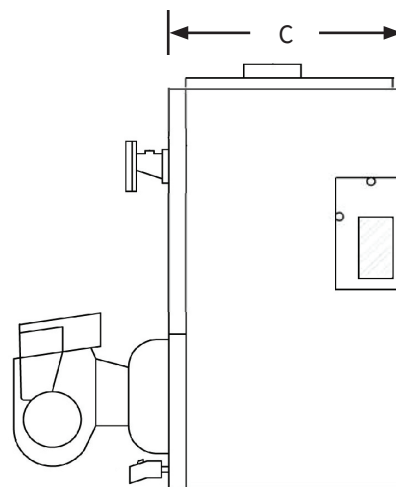
- MBH Input 112 - 217 (CH)
- Up to 86.2% AFUE
- Cast Iron Heat Exchanger with Cast Iron Push Nipples
- Swing out Burner Door
- Hydrolevel Operating Control
  - Digital display and diagnostics
  - Adjusts water temperature based on your heating system demand
  - Built-in Low Water Cut Off (LWCO)
- Optional Tankless Domestic Water Heater Coil



General Information (See IOM for Complete Instructions)			
Model	3EWC	4EWC	5EWC
Water Return/Supply	1 1/4" NPT		
Optional Tankless Coil	1/2" NPT		
Electrical	120 Volts AC, 60 hertz, 1 phase, less than 12 amps (15 amp circuit recommended)		
Water Content (Gallons)	9.6	11.6	13.7
Dimensions	A-Height	36"	36"
	B-Width	20 1/2"	20 1/2"
	C-Depth	14 1/2"	17 3/4"



FRONT



RIGHT SIDE

**EMPIRE EWC - Cast Iron Chimney Vent Oil Boiler**

Model	Item Number	Type	Input MBH	Htg. Cap. MBH	AHRI Net MBH	AFUE	Burner	Pump	Fire Rate GPH	Coil GPM	Shp. Wgt. lbs	Trade Price
3EWC0.80	EWC308031200103	LESS	112	98	85	86.0%	BECKETT	LESS	0.80	N/A	470	\$4,293
4EWC1.00	EWC410031200103	LESS	140	122	106	86.2%	BECKETT	LESS	1.00	N/A	545	\$4,537
4EWC1.25	EWC412531200103	LESS	175	152	132	86.0%	BECKETT	LESS	1.25	N/A	545	\$4,537
5EWC1.35	EWC513531200103	LESS	189	167	145	86.0%	BECKETT	LESS	1.35	N/A	630	\$6,002
5EWC1.55	EWC515531200103	LESS	217	189	164	86.0%	BECKETT	LESS	1.55	N/A	630	\$6,002
3EWC0.80T	EWC308032200103	COIL	112	98	85	86.0%	BECKETT	LESS	0.80	3.05	470	\$5,054
4EWC1.00T	EWC410032200103	COIL	140	122	106	86.2%	BECKETT	LESS	1.00	3.25	545	\$5,295
4EWC1.25T	EWC412532200103	COIL	175	152	132	86.0%	BECKETT	LESS	1.25	3.50	545	\$5,295
5EWC1.35T	EWC513532200103	COIL	189	167	145	86.0%	BECKETT	LESS	1.35	3.60	630	\$6,718
5EWC1.55T	EWC515532200103	COIL	217	189	164	86.0%	BECKETT	LESS	1.55	3.80	630	\$6,718
3EWC0.80	EWC308031240103	LESS	112	98	85	86.0%	BECKETT	TACO ECM	0.80	N/A	470	\$4,356
4EWC1.00	EWC410031240103	LESS	140	122	106	86.2%	BECKETT	TACO ECM	1.00	N/A	545	\$4,599
4EWC1.25	EWC412531240103	LESS	175	152	132	86.0%	BECKETT	TACO ECM	1.25	N/A	545	\$4,599
5EWC1.35	EWC513531240103	LESS	189	167	145	86.0%	BECKETT	TACO ECM	1.35	N/A	630	\$6,062
5EWC1.55	EWC515531240103	LESS	217	189	164	86.0%	BECKETT	TACO ECM	1.55	N/A	630	\$6,062
3EWC0.80T	EWC308032240103	COIL	112	98	85	86.0%	BECKETT	TACO ECM	0.80	3.05	470	\$5,116
4EWC1.00T	EWC410032240103	COIL	140	122	106	86.2%	BECKETT	TACO ECM	1.00	3.25	545	\$5,357
4EWC1.25T	EWC412532240103	COIL	175	152	132	86.0%	BECKETT	TACO ECM	1.25	3.50	545	\$5,357
5EWC1.35T	EWC513532240103	COIL	189	167	145	86.0%	BECKETT	TACO ECM	1.35	3.60	630	\$6,778
5EWC1.55T	EWC515532240103	COIL	217	189	164	86.0%	BECKETT	TACO ECM	1.55	3.80	630	\$6,778
3EWC0.80	EWC308031220103	LESS	112	98	85	86.0%	BECKETT	GRUNDFOS	0.80	N/A	470	\$4,356
4EWC1.00	EWC410031220103	LESS	140	122	106	86.2%	BECKETT	GRUNDFOS	1.00	N/A	545	\$4,599
4EWC1.25	EWC412531220103	LESS	175	152	132	86.0%	BECKETT	GRUNDFOS	1.25	N/A	545	\$4,599
5EWC1.35	EWC513531220103	LESS	189	167	145	86.0%	BECKETT	GRUNDFOS	1.35	N/A	630	\$6,062
5EWC1.55	EWC515531220103	LESS	217	189	164	86.0%	BECKETT	GRUNDFOS	1.55	N/A	630	\$6,062
3EWC0.80T	EWC308032220103	COIL	112	98	85	86.0%	BECKETT	GRUNDFOS	0.80	3.05	470	\$5,116
4EWC1.00T	EWC410032220103	COIL	140	122	106	86.2%	BECKETT	GRUNDFOS	1.00	3.25	545	\$5,357
4EWC1.25T	EWC412532220103	COIL	175	152	132	86.0%	BECKETT	GRUNDFOS	1.25	3.50	545	\$5,357
5EWC1.35T	EWC513532220103	COIL	189	167	145	86.0%	BECKETT	GRUNDFOS	1.35	3.60	630	\$6,778
5EWC1.55T	EWC515532220103	COIL	217	189	164	86.0%	BECKETT	GRUNDFOS	1.55	3.80	630	\$6,778
3EWC0.80	EWC308051240103	LESS	112	98	85	86.0%	RIELLO	TACO ECM	0.80	3.05	470	\$4,568
4EWC1.00	EWC410051240103	LESS	140	122	106	86.2%	RIELLO	TACO ECM	1.00	3.25	545	\$4,810
4EWC1.25	EWC412551240103	LESS	175	152	132	86.0%	RIELLO	TACO ECM	1.25	3.50	545	\$4,810
5EWC1.35	EWC513551240103	LESS	189	167	145	86.0%	RIELLO	TACO ECM	1.35	3.60	630	\$6,261
5EWC1.55	EWC515551240103	LESS	217	189	164	86.0%	RIELLO	TACO ECM	1.55	3.80	630	\$6,261

**EMPIRE EWC - Cast Iron Chimney Vent Oil Boiler - Continued**

Model	Item Number	Type	Input MBH	Htg. Cap. MBH	AHRI Net MBH	AFUE	Burner	Pump	Fire Rate GPH	Coil GPM	Shp. Wgt. lbs	Trade Price
3EWC0.80T	EWC308052240103	COIL	112	98	85	86.0%	RIELLO	TACO ECM	0.80	3.05	470	\$5,319
4EWC1.00T	EWC410052240103	COIL	140	122	106	86.2%	RIELLO	TACO ECM	1.00	3.25	545	\$5,563
4EWC1.25T	EWC412552240103	COIL	175	152	132	86.0%	RIELLO	TACO ECM	1.25	3.50	545	\$5,563
5EWC1.35T	EWC513552240103	COIL	189	167	145	86.0%	RIELLO	TACO ECM	1.35	3.60	630	\$7,468
5EWC1.55T	EWC515552240103	COIL	217	189	164	86.0%	RIELLO	TACO ECM	1.55	3.80	630	\$7,468
3EWC0.80	EWC308071240103	LESS	112	98	85	86.0%	CARLIN	TACO ECM	0.80	3.05	470	\$4,356
4EWC1.00	EWC410071240103	LESS	140	122	106	86.2%	CARLIN	TACO ECM	1.00	3.25	545	\$4,599
4EWC1.25	EWC412571240103	LESS	175	152	132	86.0%	CARLIN	TACO ECM	1.25	3.50	545	\$4,599
5EWC1.35	EWC513571240103	LESS	189	167	145	86.0%	CARLIN	TACO ECM	1.35	3.60	630	\$6,062
5EWC1.55	EWC515571240103	LESS	217	189	164	86.0%	CARLIN	TACO ECM	1.55	3.80	630	\$6,062
3EWC0.80T	EWC308072240103	COIL	112	98	85	86.0%	CARLIN	TACO ECM	0.80	3.05	470	\$5,116
4EWC1.00T	EWC410072240103	COIL	140	122	106	86.2%	CARLIN	TACO ECM	1.00	3.25	545	\$5,357
4EWC1.25T	EWC412572240103	COIL	175	152	132	86.0%	CARLIN	TACO ECM	1.25	3.50	545	\$5,357
5EWC1.35T	EWC513572240103	COIL	189	167	145	86.0%	CARLIN	TACO ECM	1.35	3.60	630	\$6,778
5EWC1.55T	EWC515572240103	COIL	217	189	164	86.0%	CARLIN	TACO ECM	1.55	3.80	630	\$6,778
3EWC0.80	EWC308021200103	LESS	112	98	85	86.0%	LESS	LESS	0.80	N/A	470	\$3,255
4EWC1.25	EWC412521200103	LESS	175	152	132	86.0%	LESS	LESS	1.25	N/A	545	\$3,499
5EWC1.35	EWC513521200103	LESS	189	167	145	86.0%	LESS	LESS	1.35	N/A	630	\$4,953
5EWC1.55	EWC515521200103	LESS	217	189	164	86.0%	LESS	LESS	1.55	N/A	630	\$4,953
3EWC0.80T	EWC308022200103	COIL	112	98	85	86.0%	LESS	LESS	0.80	3.05	470	\$4,014
4EWC1.25T	EWC412522200103	COIL	175	152	132	86.0%	LESS	LESS	1.25	3.50	545	\$4,256
5EWC1.35T	EWC513522200103	COIL	189	167	145	86.0%	LESS	LESS	1.35	3.60	630	\$5,668
5EWC1.55T	EWC515522200103	COIL	217	189	164	86.0%	LESS	LESS	1.55	3.80	630	\$5,668
3EWC0.80	EWC308021240103	LESS	112	98	85	86.0%	LESS	TACO ECM	0.80	N/A	470	\$3,360
4EWC1.25	EWC412521240103	LESS	175	152	132	86.0%	LESS	TACO ECM	1.25	N/A	545	\$3,603
5EWC1.35	EWC513521240103	LESS	189	167	145	86.0%	LESS	TACO ECM	1.35	N/A	630	\$5,114
5EWC1.55	EWC515521240103	LESS	217	189	164	86.0%	LESS	TACO ECM	1.55	N/A	630	\$5,114
3EWC0.80T	EWC308022240103	COIL	112	98	85	86.0%	LESS	TACO ECM	0.80	3.05	470	\$4,120
4EWC1.25T	EWC412522240103	COIL	175	152	132	86.0%	LESS	TACO ECM	1.25	3.50	545	\$4,362
5EWC1.35T	EWC513522240103	COIL	189	167	145	86.0%	LESS	TACO ECM	1.35	3.60	630	\$5,829
5EWC1.55T	EWC515522240103	COIL	217	189	164	86.0%	LESS	TACO ECM	1.55	3.80	630	\$5,829
3EWC0.80	EWC308021220103	LESS	112	98	85	86.0%	LESS	GRUNDFOS	0.80	N/A	470	\$3,360
4EWC1.25	EWC412521220103	LESS	175	152	132	86.0%	LESS	GRUNDFOS	1.25	N/A	545	\$3,603
5EWC1.35	EWC513521220103	LESS	189	167	145	86.0%	LESS	GRUNDFOS	1.35	N/A	630	\$5,114
5EWC1.55	EWC515521220103	LESS	217	189	164	86.0%	LESS	GRUNDFOS	1.55	N/A	630	\$5,114
3EWC0.80T	EWC308022220103	COIL	112	98	85	86.0%	LESS	GRUNDFOS	0.80	3.05	470	\$4,120
4EWC1.25T	EWC412522220103	COIL	175	152	132	86.0%	LESS	GRUNDFOS	1.25	3.50	545	\$4,362
5EWC1.35T	EWC513522220103	COIL	189	167	145	86.0%	LESS	GRUNDFOS	1.35	3.60	630	\$5,829
5EWC1.55T	EWC515522220103	COIL	217	189	164	86.0%	LESS	GRUNDFOS	1.55	3.80	630	\$5,829

<b>EMPIRE EWC - BURNERS</b>			
<b>Model</b>	<b>Item Number</b>	<b>Description</b>	<b>Trade Price</b>
EWC	550003929	RIELLO BURNER (3/4/5 SECTION)^	\$1,022
EWC	550004306	RIELLO BURNER (5EWC1.35)^	\$1,022
EWC	550003928	CARLIN EZ-1 BURNER (3/4/5 SECTION)^	\$995
EWC	550003927	BECKETT EWC AFG (3 SECTION)	\$995
EWC	550003960	BECKETT EWC AFG (4/5 SECTION)^	\$995
EWC	550004305	BECKETT EWC AFG (5EWC1.35)^	\$995

**^BURNER-IN-BOX Requires Additional Purchase of Rerate Kit from List Below**

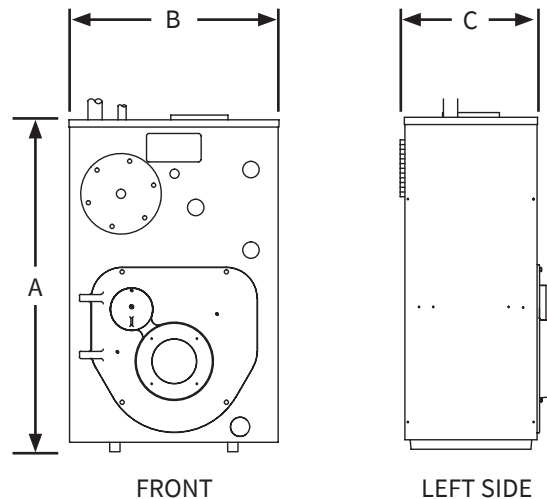
<b>EMPIRE EWC (Use Parts Multiplier for All of the Following)</b>			
<b>Model</b>	<b>Item Number</b>	<b>Description</b>	<b>Trade Price</b>
EWC	550004243	4 SECTION BECKETT BURNER RE-RATE KIT, 1.25 TO 1.00	\$99
EWC	550004244	4 SECTION BECKETT BURNER RE-RATE KIT, 1.00 TO 1.25	\$99
EWC	550004245	4 SECTION RIELLO, CARLIN, BURNER RE-RATE KIT, 1.25 TO 1.00	\$99
EWC	550004246	4 SECTION RIELLO BURNER RE-RATE KIT, 1.00 TO 1.25	\$99
EWC	550004247	4 SECTION CARLIN BURNER RE-RATE KIT, 1.00 TO 1.25	\$99
EWC	550004307	5 SECTION BECKETT, CARLIN, RIELLO BURNER RE-RATE KIT, 1.55 TO 1.35	\$40
EWC	550004308	5 SECTION BECKETT, CARLIN, RIELLO BURNER RE-RATE KIT, 1.35 TO 1.55	\$40
EWC	14624002	FILL-TROL #110 FOR WATER BOILERS 150 MBH OR LESS	\$486
EWC	14624003	FILL-TROL #111 FOR WATER BOILERS OVER 150 MBH	\$675

## SBO Cast Iron Steam Oil Boilers

- MBH Input 119 - 210 (CH)
- Up to 85.6% AFUE
- Dependable Cast Iron Heat Exchanger
- Cast Iron Swing out Burner Door and large flueways allow for easy cleaning and servicing
- Honeywell Pressure Control, Boiler Water Level Gauge Glass, and Steam Pressure Gauge
- Electronic Low Water Cutoff (LWCO)
- Atmospheric Chimney Vent Boiler



General Information (See IOM for Complete Instructions)				
Model	SBO-3085	SBO-3105	SBO-4125	SBO-4150
Return/Supply Tappings	1 1/4" Return NPT, 2" Supply NPT			
Oil	3/8" O.D. Copper (runs 50' or less, 1/2" O.D. Copper (runs over 50')			
Electrical	120 Volts AC, 60 hertz, 1 phase, less than 12 amps (15 amp circuit recommended)			
Water Content (Gallons)	12	12	14.87	14.87
Dimensions	A-Height	35"	35"	35"
	B-Width	22 1/8"	22 1/8"	22 1/8"
	C-Depth	15 3/4"	15 3/4"	19 3/4"



<b>SBO - Cast Iron Steam Oil Boiler Less Burner</b>											
<b>Model</b>	<b>Item Number</b>	<b>Type</b>	<b>Input MBH</b>	<b>Htg. Cap. MBH</b>	<b>AHRI Net MBH</b>	<b>AHRI Net Sq. Ft. Steam</b>	<b>AFUE</b>	<b>Burner</b>	<b>Firing Rate GPH</b>	<b>Shp. Wgt. lbs</b>	<b>Trade Price</b>
SBO-3105	SBO310521700103	LESS	147	127	95	396	85.0%	LESS	1.05	538	\$4,314
SBO-4150	SBO415021700103	LESS	210	180	135	563	85.0%	LESS	1.50	650	\$5,069

<b>SBO (Use Equipment Multiplier for All of the Following)</b>			
<b>Model</b>	<b>Item Number</b>	<b>Description</b>	<b>Trade Price</b>
SBO	550004158D	TANKLESS COIL KIT WITH CONTROL	\$596
SBO-3105	550004153D	SBO-3105 BECKETT BURNER IN A BOX KIT	\$983
SBO-4150	550004154D	SBO-4150 BECKETT BURNER IN A BOX KIT	\$983

**Please Note: Oil Fired Steam Boilers are sold less burner. Please add burner in a box kit to your order.  
Tankless Coil Kits are sold separately.**

<b>SBO (Use Parts Multiplier for All of the Following)</b>			
<b>Model</b>	<b>Item Number</b>	<b>Description</b>	<b>Trade Price</b>
SBO	550004155	3085/3105 BECKETT RERATE KIT	\$191
SBO	550004156	4125/4150 BECKETT RERATE KIT	\$191

## H2O GL Single Coil Glass Lined Indirect Water Heaters

- 31 - 106 Gallon Capacities
- Easy to Install
- Low Pressure Drop
- Magnesium Anode Rod Corrosion Protection
- Enameled Coated Steel Tank and Coil
- Minimal Standby Losses
- Flexible Scratch Resistant Jacket
- Aquastat Sensor Well
- Temperature Pressure Relief Valve



(H2O40GL Model Shown)

General Information (See IOM for Complete Instructions)					
Maximum Working Pressure: 150 psi for all Capacities					
Model	Piping Connections NPT		Dimensions		
	Domestic Water In/Out	Boiler Water In/Out	Diameter	Height	Weight
H2O 30 GL	1"	1"	24"	33"	119 lbs
H2O 40 GL	1"	1"	24"	45"	180 lbs
H2O 50 GL	1"	1"	24"	51"	200 lbs
H2O 80 GL	1"	1"	30"	48"	243 lbs
H2O 105 GL	1"	1"	30"	62"	393 lbs

<b>H2O GL - Single Coil Glass Lined Indirect Water Heaters</b>								
<b>Model</b>	<b>Item Number</b>	<b>Storage Capacity gal</b>	<b>Type</b>	<b>Max. First Hour Rating gal/hr @</b>	<b>Continuous Rating gal/hr @</b>	<b>Boiler Output Req. BTU/hr</b>	<b>Shp. Wgt. lbs</b>	<b>Trade Price</b>
H2O 30 GL	H2OIG30DK	31	GLASS LINED	155	124	100,000	119	\$1,399
H2O 40 GL	H2OIG40DK	42	GLASS LINED	256	220	120,000	180	\$1,438
H2O 50 GL	H2OIG50DK	53	GLASS LINED	310	268	140,000	200	\$1,640
H2O 80 GL	H2OIG80DK	79	GLASS LINED	346	281	180,000	243	\$2,272
H2O 105 GL	H2OIG105DK	106	GLASS LINED	440	345	220,000	393	\$3,558
<b>H2O GL (Use Parts Multiplier for All of the Following)</b>								
<b>Model</b>	<b>Item Number</b>	<b>Description</b>						<b>Trade Price</b>
30-105 GAL.	240010926	T & P VALVE 3/4, 100XL-8						\$72
30-105 GAL.	AQ-020.01	AQUASTAT WELL						\$50
30-105 GAL.	240013432	AQUASTAT						\$198
30-50 GAL.	240012211	PLASTIC TOP CAP						\$40
80-105 GAL.	240012239	PLASTIC TOP CAP						\$54
40-105 GAL.	240012212	PLASTIC FRONT CAP						\$9
30 GAL.	550003640	ANODE KIT MAGNESIUM (INCLUDES ANODE, GASKET & BUSHING)						\$52
40-50 GAL.	550003505	ANODE KIT MAGNESIUM (INCLUDES ANODE, GASKET & BUSHING)						\$52
80-105 GAL.	550003527	ANODE KIT MAGNESIUM (INCLUDES ANODE, GASKET & BUSHING)						\$100
30 GAL.	550003693	ANODE KIT ALUMINUM (INCLUDES ANODE, GASKET & BUSHING)						\$51
40-50 GAL.	550003694	ANODE KIT ALUMINUM (INCLUDES ANODE, GASKET & BUSHING)						\$52
80-105 GAL.	550003695	ANODE KIT ALUMINUM (INCLUDES ANODE, GASKET & BUSHING)						\$100
30-50 GAL.	240012250	FLANGE CAP						\$54
80-105 GAL.	240012251	FLANGE CAP						\$21
30-50 GAL.	240012210	FLANGE GASKET						\$2
80-105 GAL.	240012238	FLANGE GASKET						\$4
40-50 GAL.	550003510	HARDWARE KIT (INCLUDES BOLTS & NUTS FOR FLANGE CAP)						\$4
80-105 GAL.	550003525	HARDWARE KIT (INCLUDES BOLTS & NUTS FOR FLANGE CAP)						\$4
H2O 30 GL	240012474	OUTSIDE TANK COVER						\$145
H2O 40 GL	240012329	OUTSIDE TANK COVER						\$147
H2O 50 GL	240012330	OUTSIDE TANK COVER						\$158
H2O 80 GL	240012331	OUTSIDE TANK COVER						\$110
H2O 105 GL	240012332	OUTSIDE TANK COVER						\$193
30-50 GAL.	240012483	TEMPERATURE GAUGE						\$22

## H2O SC Single Coil Stainless Steel Indirect Water Heaters

- 30 - 115 Gallon Capacities
- 316L Stainless Steel Construction
- Top Connections (For Easy Install)
- Stainless Steel Dip Tube
- Thermoplastic Jacket
- Low Pressure Drop
- T & P Valve, Stainless Steel Aquastat Well and Drain Valve
- 2.25" EPS Insulation
- Large Diameter, Smooth Coil Heat Exchangers - Prevent Buildup
- Honeywell L4080B Aquastat



**H2O**

**I**

Indirect

**30**

Capacity:  
 30=30 gals  
 40=40 gals  
 50=50 gals  
 60=60 gals  
 80=80 gals  
 85=87 gals  
 115=115 gals

**L**

Type:  
 L=Lowboy  
 HO=High Output  
 HOC=High Output Commercial  
 XHO=Extra High Output

**DK**

DK=Dunkirk

General Information (See IOM for Complete Instructions)					
Maximum Working Pressure: 150 psi for all Capacities					
Model	Piping Connections NPT		Dimensions		
	Domestic Water In/Out	Boiler Water In/Out	Diameter	Height	Weight
H2OI30DK	3/4"	1"	23 1/2"	34"	85 lbs
H2OI40DK	3/4"	1"	23 1/2"	44"	100 lbs
H2OI40LDK	3/4"	1"	28"	36"	100 lbs
H2OI50DK	3/4"	1"	23 1/2"	54"	110 lbs
H2OI60DK	3/4"	1"	23 1/2"	62"	125 lbs
H2OI60LDK	3/4"	1"	28"	46"	120 lbs
H2OI80DK	1"	1"	28"	56"	140 lbs
H2OI115DK	1"	1"	28"	74"	175 lbs
High Output Units					
H2OI60HODK	1"	1"	23 1/2"	62"	145 lbs
H2OI80HODK	1"	1"	28"	56"	155 lbs
H2OI80HOC DK	1 1/2"	1 1/4"	28"	56"	155 lbs
H2OI115HODK	1"	1"	28"	74"	190 lbs
H2OI115HOC DK	1 1/2"	1 1/4"	28"	74"	190 lbs
Extra High Output Units 85XHO and 115XHO					
H2OI85XHOC DK	1 1/2"	1 1/2"	28"	64"	215 lbs
H2OI115XHOC DK	1 1/2"	1 1/2"	28"	74"	240 lbs

<b>H2O SC - Single Coil Stainless Steel Indirect Water Heaters</b>							
<b>Item Number</b>	<b>Storage Capacity gal</b>	<b>Type</b>	<b>Max. First Hour Rating gal/hr @ 140° F/115° F</b>		<b>Boiler Output Req. BTU/hr</b>	<b>Shp. Wgt. lbs</b>	<b>Trade Price</b>
H2OI30DK	30	STANDARD	202	269	131,250	85	\$2,023
H2OI40DK	40	STANDARD	221	292	138,670	100	\$2,083
H2OI40LDK	42	LOWBOY	212	251	132,000	100	\$2,219
H2OI50DK	50	STANDARD	223	291	133,280	110	\$2,514
H2OI60DK	60	STANDARD	262	342	155,700	125	\$3,007
H2OI60LDK	60	LOWBOY	239	310	138,570	120	\$3,092
H2OI80DK	80	STANDARD	271	348	149,390	140	\$3,331
H2OI115DK	115	STANDARD	324	409	165,750	175	\$4,944
H2OI60HODK	60	HIGH OUTPUT	406	541	263,600	145	\$3,242
H2OI80HODK	80	HIGH OUTPUT	418	551	259,640	155	\$4,506
H2OI80HOC DK	80	HIGH OUTPUT COMMERCIAL	442	584	227,070	155	\$4,864
H2OI115HODK	115	HIGH OUTPUT	467	607	273,100	190	\$6,093
H2OI115HOC DK	115	HIGH OUTPUT COMMERCIAL	479	623	281,300	190	\$6,450
H2OI85XHOC DK	87	EXTRA HIGH OUTPUT	738	992	495,000	215	\$6,054
H2OI115XHOC DK	115	EXTRA HIGH OUTPUT	763	1017	495,000	240	\$7,184

## H2O DC Single & Dual Coil Stainless Steel Solar Water Heaters

- 60 - 115 Gallon Capacities
- 316L Stainless Steel Construction
- Top Connections (For Easy Install)
- Stainless Steel Dip Tube
- Thermoplastic Jacket
- Low Pressure Drop
- T & P Valve, Stainless Steel Aquastat Well and Drain Valve
- 2.25" EPS Insulation
- Large Diameter, Smooth Coil Heat Exchangers - Prevent Buildup
- Honeywell L4080B Aquastat



**H2O**

**I**

Indirect

**60**

Capacity:  
 60=60 gals  
 80=80 gals  
 115=115 gals

**D**

D=Dual Coil

**E**

E=Electric Backup  
 (3500 Watts)

**DK**

DK=Dunkirk

General Information (See IOM for Complete Instructions)				
Maximum Working Pressure: 150 psi for all Capacities				
Model	Piping Connections NPT	Dimensions		
		Diameter	Height	Weight
H2O160EDK	1"	23"	62"	135 lbs
H2O180EDK	1"	28"	56"	145 lbs
H2O115EDK	1"	28"	74"	180 lbs
H2O160DDK	1"	23"	62"	165 lbs
H2O180DDK	1"	28"	56"	175 lbs
H2O115DDK	1"	28"	74"	205 lbs
H2O160DEDK	1"	23"	62"	175 lbs
H2O180DEDK	1"	28"	56"	185 lbs
H2O115DEDK	1"	28"	74"	215 lbs

<b>H2O DC - Single &amp; Dual Coil Stainless Steel Solar Water Heaters</b>						
<b>Item Number</b>	<b>Storage Capacity gal</b>	<b>Type</b>	<b>Recovery Rate gal/hr</b>		<b>Ship Wgt. lbs</b>	<b>Trade Price</b>
			<b>Top Coil</b>	<b>Bottom Coil</b>		
H2OI60EDK	60	ELECTRIC BACK-UP	N/A	214	135	\$3,859
H2OI80EDK	80	ELECTRIC BACK-UP	N/A	214	145	\$4,320
H2OI115EDK	115	ELECTRIC BACK-UP	N/A	214	180	\$5,838
H2OI60DDK	60	INDIRECT	185	214	165	\$3,988
H2OI80DDK	80	INDIRECT	180	214	175	\$4,541
H2OI115DDK	115	INDIRECT	190	214	205	\$5,814
H2OI60DEDK	60	ELECTRIC BACK-UP	185	214	175	\$5,389
H2OI80DEDK	80	ELECTRIC BACK-UP	180	214	185	\$6,086
H2OI115DEDK	115	ELECTRIC BACK-UP	190	214	215	\$7,635

## H2O BT Stainless Steel Buffer Tanks, w/ and w/o Coil

- 22 - 115 Gallon Capacities
- 316L Stainless Steel Construction
- Top Connections (For Easy Installation)
- Thermoplastic Jacket
- Low Pressure Drop
- T & P Valve, Stainless Steel Aquastat Well and Drain Valve
- 2.25" EPS Insulation



**H2O**

**BT**  
 BT=Buffer Tank

**40**  
 Capacity:  
 22=22 gals  
 40=40 gals  
 60=60 gals  
 80=80 gals

**114**  
 Connection:  
 114=1 1/4" NPT  
 112=1 1/2" NPT  
 2=2" NPT

**WC**  
 WC=With Coil

**DK**  
 DK=Dunkirk

General Information (See IOM for Complete Instructions)				
Maximum Working Pressure: 150 psi for all Capacities				
Model	Piping Connections NPT	Dimensions		
		Diameter	Height	Weight
H2OBT22114DK	1 1/4"	22 1/2"	24 1/2"	35 lbs
H2OBT40114DK	1 1/4"	22 1/2"	42"	87 lbs
H2OBT40112DK	1 1/2"	22 1/2"	42"	87 lbs
H2OBT402DK	2"	22 1/2"	42"	87 lbs
H2OBT60114DK	1 1/4"	26 1/2"	44"	115 lbs
H2OBT60112DK	1 1/2"	26 1/2"	44"	115 lbs
H2OBT602DK	2"	26 1/2"	44"	115 lbs
H2OBT80114DK	1 1/4"	26 1/2"	54"	125 lbs
H2OBT80112DK	1 1/2"	26 1/2"	54"	125 lbs
H2OBT802DK	2"	26 1/2"	54"	125 lbs
H2OBT115114DK	1 1/4"	26 1/2"	72"	160 lbs
H2OBT115112DK	1 1/2"	26 1/2"	72"	160 lbs
H2OBT1152DK	2"	26 1/2"	72"	160 lbs
H2OBT40114WCDK	1 1/4"	22 1/2"	42"	97 lbs
H2OBT40112WCDK	1 1/2"	22 1/2"	42"	97 lbs
H2OBT402WCDK	2"	22 1/2"	42"	97 lbs
H2OBT60114WCDK	1 1/4"	26 1/2"	44"	125 lbs
H2OBT60112WCDK	1 1/2"	26 1/2"	44"	125 lbs
H2OBT602WCDK	2"	26 1/2"	44"	125 lbs
H2OBT80114WCDK	1 1/4"	26 1/2"	54"	135 lbs
H2OBT80112WCDK	1 1/2"	26 1/2"	54"	135 lbs
H2OBT802WCDK	2"	26 1/2"	54"	135 lbs
H2OBT115114WCDK	1 1/4"	26 1/2"	72"	170 lbs
H2OBT115112WCDK	1 1/2"	26 1/2"	72"	170 lbs
H2OBT1152WCDK	2"	26 1/2"	72"	170 lbs

<b>H2O BT - Stainless Steel Buffer Tanks (With &amp; Without Coil)</b>				
<b>Item Number</b>	<b>Storage Capacity gal</b>	<b>Type</b>	<b>Shp. Wgt. lbs</b>	<b>Trade Price</b>
H2OBT22114DK	22	HYDRONIC BUFFER TANK	35	\$1,801
H2OBT40114DK	40	HYDRONIC BUFFER TANK	87	\$3,152
H2OBT40112DK	40	HYDRONIC BUFFER TANK	87	\$3,152
H2OBT402DK	40	HYDRONIC BUFFER TANK	87	\$3,152
H2OBT60114DK	60	HYDRONIC BUFFER TANK	115	\$3,753
H2OBT60112DK	60	HYDRONIC BUFFER TANK	115	\$3,753
H2OBT602DK	60	HYDRONIC BUFFER TANK	115	\$3,753
H2OBT80114DK	80	HYDRONIC BUFFER TANK	125	\$4,140
H2OBT80112DK	80	HYDRONIC BUFFER TANK	125	\$4,140
H2OBT802DK	80	HYDRONIC BUFFER TANK	125	\$4,140
H2OBT115114DK	115	HYDRONIC BUFFER TANK	160	\$5,156
H2OBT115112DK	115	HYDRONIC BUFFER TANK	160	\$5,156
H2OBT1152DK	115	HYDRONIC BUFFER TANK	160	\$5,156
H2OBT40114WCDK	40	HYDRONIC BUFFER TANKS (WITH COIL)	97	\$4,039
H2OBT40112WCDK	40	HYDRONIC BUFFER TANKS (WITH COIL)	97	\$4,039
H2OBT402WCDK	40	HYDRONIC BUFFER TANKS (WITH COIL)	97	\$4,039
H2OBT60114WCDK	60	HYDRONIC BUFFER TANKS (WITH COIL)	125	\$4,292
H2OBT60112WCDK	60	HYDRONIC BUFFER TANKS (WITH COIL)	125	\$4,292
H2OBT602WCDK	60	HYDRONIC BUFFER TANKS (WITH COIL)	125	\$4,292
H2OBT80114WCDK	80	HYDRONIC BUFFER TANKS (WITH COIL)	135	\$5,122
H2OBT80112WCDK	80	HYDRONIC BUFFER TANKS (WITH COIL)	135	\$5,122
H2OBT802WCDK	80	HYDRONIC BUFFER TANKS (WITH COIL)	135	\$5,122
H2OBT115114WCDK	115	HYDRONIC BUFFER TANKS (WITH COIL)	170	\$6,235
H2OBT115112WCDK	115	HYDRONIC BUFFER TANKS (WITH COIL)	170	\$6,235
H2OBT1152WCDK	115	HYDRONIC BUFFER TANKS (WITH COIL)	170	\$6,235

## H2O ST Stainless Steel Storage Tanks

- 30 - 115 Gallon Capacities
- 316L Stainless Steel Construction
- Top Connections (For Easy Installation)
- Stainless Steel Dip Tube -Thermoplastic Jacket
- Low Pressure Drop
- T & P Valve, Stainless Steel Aquastat Well and Drain Valve
- 2.25” EPS Insulation
- Honeywell L4080B



**H2O**

**ST**

ST=Storage

**30**

Capacity:  
 30=30 gals  
 40=40 gals  
 60=60 gals  
 80=80 gals  
 115=115 gals

**L**

Type:  
 L=Lowboy  
 C=Commercial

**DK**

DK=Dunkirk

General Information (See IOM for Complete Instructions)					
Maximum Working Pressure: 150 psi for all Capacities					
Model	Piping Connections NPT		Dimensions		
	Return/Supply	Heat Source Pressure	Diameter	Height	Weight
H2OST30DK	1"	1"	23 1/2"	34"	75 lbs
H2OST40DK	1"	1"	23 1/2"	44"	90 lbs
H2OST60DK	1"	1"	23 1/2"	62"	115 lbs
H2OST60LDK	1"	1"	23 1/2"	46"	110 lbs
H2OST80DK	1"	1"	28"	56"	140 lbs
H2OST115DK	1"	1"	28"	74"	175 lbs
H2OST80CDK	1 1/2"	1"	28"	56"	140 lbs
H2OST115CDK	1 1/2"	1"	28"	74"	175 lbs

**H2O ST - Stainless Steel Storage Tanks (No Coil)**

<b>Item Number</b>	<b>Storage Capacity gal</b>	<b>Type</b>	<b>Shp. Wgt. lbs</b>	<b>Trade Price</b>
H2OST30DK	30	STANDARD STORAGE TANK	75	\$1,798
H2OST40DK	40	STANDARD STORAGE TANK	90	\$1,857
H2OST60DK	60	STANDARD STORAGE TANK	115	\$2,708
H2OST60LDK	60	LOWBOY STORAGE TANK	110	\$2,795
H2OST80DK	80	STANDARD STORAGE TANK	140	\$3,074
H2OST80CDK	80	COMMERCIAL STORAGE TANK	175	\$4,430
H2OST115DK	115	STANDARD STORAGE TANK	140	\$3,384
H2OST115CDK	115	COMMERCIAL STORAGE TANK	175	\$4,740

## TERMS & CONDITIONS OF SALE - GENERAL TERMS

**PRICES & SPECIFICATIONS:** All pricing and specifications subject to change without notice. The prices herein supersede all prior quotations.

**ORDERS:** Orders will be accepted based on prices in effect at the time the order is received. No order or contract will become an obligation on our part until accepted by the General Sales Department. ECR International shall not be liable for any delay or failure in the delivery or shipment of goods due to any cause or causes beyond its control.

**TAXES:** Add to the prices and terms quoted any manufacturers' or sales tax payable on the transaction under any effective statute.

---

### SHIPMENTS

**TRUCKLOADS:** \$60,000 Net Order Value - Freight Prepaid. Indirect Water Heaters and Commercial Boiler lines can be added to any residential order for freight purposes. Authorized Distributors can combine Argo, Airco, Dunkirk, EMI, Olsen, Pennco, Utica Boilers and Utica Heating on one purchase order to earn free freight.

Stop off charges of \$200 will apply to stop off locations within 100 miles of the final destination. Please call for pricing for stop off special handling for a location further than 100 miles or for special handling pricing for services such as lift gate, unloading assistance, etc.

**LESS THAN TRUCKLOAD SHIPMENT: F.O.B. ECR INTERNATIONAL - FACTORY OR WAREHOUSE**

**See Shipping and Delivery Policy for full details.**

---

### SALES ORDER INFORMATION CHECK LIST

The following information must be included on equipment or parts orders to insure proper shipment & invoicing:

- |  |  |
|--|--|
| 1) Purchase Order Number                       | 7) Pricing   |
| 2) Bill to Address                             | 8) Product Description (Model, Size, etc.)   |
| 3) Ship to Address                             | 9) Fuel Type (Oil, Natural Gas, Propane)   |
| 4) Method of Shipment (trailer load, UPS)      | 10) Electrical (Operating Voltage, Cycles, Phases, etc.)   |
| 5) Requested Ship Date                         | 11) Non-Standard Equipment (Indicate "Optional" when substituted for standard equipment at extra cost listed. Indicate added to standard equipment.) |
| 6) Special Instructions ("Carrier to call...") | 12) Kits or Parts (Orders for kits or parts must indicate equipment size and series.)  |

Send orders to:

**E-mail: [ecrorderentry@ecrinternational.com](mailto:ecrorderentry@ecrinternational.com)**

**Fax: (315) 724-9319**

Please note the following Remit to Address:

**ECR International, Inc.**

**P.O. Box 8000 Department 039**

**Buffalo, NY 14267**

## SHIPPING AND DELIVERY POLICY

Shipping and Delivery Policy	
Order Type / Value*	Freight Charges*
All UPS, Fed, Ex, DHL, etc. Shipments	Freight & Handling Cost Apply
\$0.00 - \$5,000	Freight & Handling Cost Apply
\$5,001 - \$15,000	\$350
\$15,001 - \$59,999	\$300
\$60,000**	FFA

\*The above freight terms apply to single purchase orders or combined purchase orders from one company with one stop totaling the above reference tiers. Additional stops will incur additional charges. Pooling from multiple companies is not allowed under this freight program.

\*\*Orders of \$60,000 or more from one company with multiple stops will incur a \$200 stop-off charge per stop after the initial stop. Each stop location must be within 100 miles of the initial stop or additional charges will apply.

Because of packaging and shipping constraints, EMI products do not qualify for this freight program unless prior approval is obtained from your Regional Sales Manager.

Except for FFA qualifying orders, the above US shipping rates apply to shipments east of the Mississippi River. If shipments are beyond that area actual freight rates will apply.

These rates apply to destinations where no special delivery requirements are needed. Additional charges will apply when special handling and delivery is incurred. Pre-shipment notification of any special shipping or handling provisions is required. Unless otherwise noted, all products will be shipped FOB Shipping Point and transfer of ownership and responsibility is assumed by the customer for all loss or damage. ECR International will not be held liable for any damage, loss or costs which occur due to shipping delay. ECR retains the right to change or alter this program without notice and without penalty.

Family bundling is encouraged; boilers, furnaces, A/C, and controls can be combined to achieve freight tiers.

If you have any questions, please contact your ECR representative or ECR Regional Manager.

## U.S. DISTRIBUTOR - RETURN MATERIAL POLICY (RMA)

**Prior Approval Required** - All returns for exchange, credit, repair service or warranty claim must be approved by ECR International and require an RMA number prior to return of the material. A request must be completed via the online web portal. Please log on to [www.ecrcustomerportal.com](http://www.ecrcustomerportal.com) to complete your request for return. If you do not already have access to the customer web portal, please contact ECR International Customer Service at 1-800-325-5479 to be set-up.

**Eligibility** – An RMA Request must be received within 60 days from the date of invoice for returns of New & Unused product in original packaging. A restocking fee of 15% will be charged for all new and unused returns that are approved for return. Special Order Products (items not offered as standard in ECR International trade price book) are not eligible for return as new and unused product. Request for Warranty Returns must be made within the period covered by the warranty and must fall under the terms and conditions specified in the warranty.

**Repair Service** - Request for repair or rework of product damaged by customer is classified as Repair Service. Repair Service is billed at \$75.00 per hour for labor and net price for parts used in repair/rework. ECR International's Return Material (RM) department will evaluate the items returned for repair service. The customer will receive an estimate for the dollar amount, determined by ECR International's RM department, required to complete the repairs requested. A Purchase Order (PO) from the customer for that amount will be required before any work is performed.

**RMA Expiration Parts** - Once the RMA number is issued, the product must be returned within 60 days of the RMA date, or the RMA will be canceled. Products approved for return that are received after 60 days from the RMA date will not be accepted.

**Shipping & Packaging** - All returns must have a valid RMA number clearly displayed on the exterior of the package or the package will not be accepted. All returns of new and unused product must be in the original packaging. All returns must be shipped prepaid by the customer unless otherwise directed by ECR as indicated on the RMA Verification. Ship all approved return material to the facility indicated on the approved RMA Request by the date indicated.

**Replacement Product** - If replacement product is desired it must be indicated on the RMA Request. A PO# is required for the replacement shipment and must be indicated on the RMA Request. All replacement products will be invoiced at the time of shipment. ECR will pay the ground freight for all warranty replacements.

**Application of Credit** - Credit for returned product will be applied to the customer's account (less restocking fees for New and Unused returns) only after confirmation of receipt by ECR and inspection of the product. Issuance of a credit for a partial return of product does not relieve the customer from the obligation to remit payment for the merchandise not returned in accordance with the payment terms referenced on the customer's invoice(s). Customer will have the option to have any product that is denied for credit returned at their expense.

**Returning Installed Finished Goods** (Complete boilers, furnaces, A/C units etc.)

- Equipment that is already installed should be repaired not replaced. Exceptions: leaking cast iron boilers in their first year or leaking water tanks. Leaking drain valves on water tanks are replaceable, make sure the leak is not on the valve. Tanks returned with the only leak being on the valve will be denied.
- Cast iron blocks (not complete boilers) older than one year and Indirect tanks that are leaking do not require prior approval. Simply type "Leaking" into the Authorization field and it will be accepted. Complete Cast iron boilers within their first year will still require prior authorization for full boiler replacement.
- Water leaks on copper and condensing boilers are repairable and will require prior authorization for any reason for removal.
- To guarantee credit, if a situation arises where equipment does need to be replaced, **prior authorization** from ECR is required. This will ensure that ECR has visibility to the problem and has had an opportunity to correct it prior to removal. *All equipment considered for removal should first be brought to the attention of Technical Support at 1-800-253-7900.*
- If approved, an authorization number will be given that will need to be entered in the RMA on the Customer Portal.
- For equipment that is removed from service without prior authorization by ECR, contact Customer Service. They will evaluate the circumstance and can issue a conditional RMA. The equipment will be tested in our lab to determine if removal was warranted and if credit will be given.

**RMA Expiration Equipment** - Once the RMA number is issued, the product must be returned within 30 days of the RMA date, or the RMA will be canceled. Products approved for return that are received after 30 days from the RMA date will not be accepted.

**This page is intentionally left blank,  
products continue on the following page.**



Innovative. Efficient. Dependable. Dunkirk.

[www.dunkirk.com](http://www.dunkirk.com)

**ECR** international

2260 Dwyer Avenue, Utica, NY 13501  
Tel. 800 325 5479  
[www.ecrinternational.com](http://www.ecrinternational.com)

All specifications subject to change without notice.  
©2025 ECR International, Inc.  
PN 240005064 REV. AA [04/21/2025]