



US Trade Price Book - 2025

Effective 7/21/25



There are some things you can always depend on...



www.cticaboilers.com

ECR international

Manufactured by:
ECR International Inc.
2260 Dwyer Avenue, Utica, NY 13501
Tel. 800 325 5479
www.ecrinternational.com
PN 240005093 REV. AD [08/28/2025]

CUSTOMER SUPPORT TEAM

CUSTOMER SERVICE:

Phone: (800) 325-5479 option #2
Fax: (315) 724-9319
Email Purchase Orders: ecrorderentry@ecrinternational.com
Email Inquiries: customerservice@ecrinternational.com

TECHNICAL SUPPORT:

Phone: (800) 253-7900
Fax: (866) 432-7329
Email: technical.support@ecrinternational.com

MARKETING SUPPORT:

Phone: (800) 325-5479
Fax: (315) 733-1759
E-mail: marketing@ecrinternational.com

WWW.ECRCUSTOMERPORTAL.COM

Your On-line Access to:

- Order Status
- Invoices
- Statements
- RMA
- Serial Number Look-Up
- Literature

Table of Contents

Condensing Natural / LP Boilers		4-12
ONEIDA CH/CO	Stainless Steel Wall Hung Combi & Heating Boilers (80-470 MBH)	4
MAC/MAH	Stainless Steel Wall Hung Combi & Heating Boilers (75-205 MBH)	6
MACF/MAHF	Stainless Steel Floor Standing Combi & Heating Boilers (75-205 MBH)	8
UCS 240	Stainless Steel Wall Hung Heating Boilers (241 MBH)	10
UCS 380	Stainless Steel Floor Standing Heating Boilers (379 MBH)	12
Controls & Venting		14-17
MBC	Multiple Boiler Control (MBC) On/Off	14
VENTING	Coaxial, Twin Pipe & CPVC Venting for Condensing Boilers	15
Electric Boilers		18-19
AT SERIES	Electric Wall Hung Heating Boilers	18
Natural / LP Boilers		20-35
SVB	Cast-Iron Induced Draft Chimney/Sidewall Vented Boilers (42.5-187.5 MBH)	20
MGB-K	Cast-Iron Chimney Vented Boilers (59-235 MBH)	22
MGC	Cast-Iron Chimney Vented Boilers (262-299 MBH)	24
PEG-F	Cast-Iron Steam Boilers (75-299 MBH) Right Trim	26
PEG-E	Cast-Iron Steam Boilers (75-299 MBH) Left Trim	28
JF COMMERCIAL	Cast-Iron Commercial Steam & Water Boilers (400-1,500 MBH)	30
Oil Boilers		36-45
TRIFIRE TRB	Cast-Iron 3-Pass Boilers (105-252 MBH)	36
DHW MODULE	Domestic Hot Water Module	39
STARFIRE SFH	Cast-Iron Chimney Vented Boilers (119-259 MBH)	40
SBO	Cast-Iron Steam Boilers (119-210 MBH)	44
Indirect Tanks		46-55
H2O GL	Single Coil Glass Lined Indirect Water Heaters (31-106 GALS)	46
H2O SC	Single Coil Stainless Steel Indirect Water Heaters (30-115 GALS)	48
H2O DC	Single & Dual Coil Stainless Steel Solar Water Heaters (60-115 GALS)	50
H2O BT	Stainless Steel Buffer Tanks with and without Coil (22-115 GALS)	52
H2O ST	Stainless Steel Storage Tanks (30-115 GALS)	54
Terms, Shipping & Delivery Policy, RMA Policy		56-58

ONEIDA SERIES CO/CH Stainless Steel Wall Hung Condensing Combi & Heating Boilers

Residential Models:

- 8 models with inputs from 80 MBH - 200 MBH
- Stainless Steel Water-Tube Heat Exchanger
- Up to 95.2% AFUE with up to 10:1 Turndown
- Combi models provides Domestic Hot Water (CO)

Commercial Models:

- 3 models with inputs from 299 MBH - 470 MBH
- DUO Power Stainless Steel Water-Tube Heat Exchanger
- Over 95% AFUE (CH-299) or Thermal Efficiency (CH-399/499)
- Easy Service with removeable side panels

All Models:

- Intuitive programmable control
- Cascade up to 16 boilers
- 3 in 1 adjustable vent connector to attach different vent materials
- Vent with CPVC, PVC, Polypropylene, or Stainless Steel
- Natural Gas or easily field converted to Propane (LP)
- Robust wall hung design saves space
- Modbus connection standard



Residential

Commercial

General Information (See IOM for Complete Instructions)							
Model	Water Content Gallons	DHW Flow Rate (GPM)	Supply / Return (CH)	Supply / Return DHW (CO)	Gas Inlet	Flue Size	Dimensions H x W x D
Residential							
CO-90	0.37	2.5	NPT 3/4"	NPT 1/2"	NPT 3/4"	3"	28.2" x 17.4" x 16.9"
CO-150	0.55	3.7					
CO-200	0.85	5.1					
CH-80	0.37	NA	NPT 3/4"	NA	NPT 3/4"	3"	28.2" x 17.4" x 16.9"
CH-100	0.46						
CH-120	0.55						
CH-150	0.85						
CH-180	0.85						
Commercial							
CH-299	1.77	NA	NPT 1 1/2"	NA	NPT 1"	4"	33.3" x 17.3" x 21.2"
CH-399	2.19						
CH-499	2.74					6"	
Electrical: 120 V ac, 60 hertz, 1 phase, 12 amp minimum size circuit (15 amp recommended)							

Residential Oneida Series (CH/CO) - Stainless Steel Wall Hung Combi & Heating Condensing Boilers									
Model	Item Number	Type	Max Input MBH CH	Max Input MBH DHW	Heating Capacity MBH	AHRI Net Water MBH	AFUE	Shp. Wgt. lbs	Trade Price
CH-80*	ECH108003600110	HEATING	80	NA	74	64	95.2%	74	\$2,662
CH-100*	ECH110003600110	HEATING	100	NA	92	80	95.2%	77	\$2,947
CH-120*	ECH112003600110	HEATING	120	NA	110	96	95.2%	83	\$3,090
CH-150*	ECH115003600110	HEATING	150	NA	139	121	95.2%	97	\$3,232
CH-180*	ECH118003600110	HEATING	180	NA	165	143	95.2%	98	\$3,470
CO-90*	ECO109003600110	COMBI	80	90	74	64	95.2%	77	\$3,232
CO-150*	ECO115003600110	COMBI	120	150	110	96	95.2%	86	\$3,708
CO-200*	ECO120003600110	COMBI	180	200	167	145	95.2%	101	\$3,945
Commercial Oneida Series (CH) - Stainless Steel Wall Hung Heating Condensing Boilers									
CH-299*	ECH129903600110	HEATING	299	NA	284	247	95.1%	184	\$9,078
CH-399	ECH139903600110	HEATING	399	NA	381	331	95.5%(T)	193	\$11,027
CH-499	ECH149903600110	HEATING	470	NA	449	390	95.6%(T)	198	\$16,731

(T) = Thermal Efficiency

* ENERGY STAR models

Oneida CH/CO (Use Parts Multiplier for All of the Following)			
Model	Item Number	Description	Trade Price
80-200	S000.600.001.035	RESIDENTIAL BOILER YEARLY MAINTENANCE AND SERVICE KIT	\$525
299-499	S000.500.011.035	COMMERCIAL BOILER YEARLY MAINTENANCE AND SERVICE KIT	\$331
80/90	S022.600.001.035	PROPANE CONVERSION KIT (CH-80/CO-90)	\$268
100	S022.600.002.035	PROPANE CONVERSION KIT (CH-100)	\$268
120/150	S022.600.003.035	PROPANE CONVERSION KIT (CH-120/CO-150)	\$268
180	S022.600.004.035	PROPANE CONVERSION KIT (CH-180)	\$268
150	S022.600.005.035	PROPANE CONVERSION KIT (CH-150)	\$268
200	S022.600.007.035	PROPANE CONVERSION KIT (CO-200)	\$268
	S022.500.020	OUTDOOR (AIR) TEMPERATURE SENSOR	\$160
	S022.500.009	DRY WELL TANK SENSOR FOR AN INDIRECT FIRED WATER HEATER	\$89
299	S022.500.001.035	PROPANE CONVERSION KIT (CH-299)	\$66
399	S022.500.003.035	PROPANE CONVERSION KIT (CH-399)	\$66
499	S022.500.004.035	PROPANE CONVERSION KIT (CH-499)	\$66
	S022.500.021	EXTERNAL FLOW TEMPERATURE SENSOR FOR SYSTEM HEADER (CASCADED)	\$179
	S022.500.031.035	0-10V OUTPUT KIT	\$308
	S022.500.028.035	CIRCULATOR RELAY (3 CIRCULATORS)	\$635
	S022.500.029.035	CIRCULATOR RELAY (2 CIRCULATORS)	\$498
	S022.500.030.035	CIRCULATOR RELAY (1 CIRCULATOR)	\$362
299-499	S022.500.007.035	CSD-1 KIT: GAS PRESSURE SWITCHES, LOW AND HIGH	\$1,294
	550004448	CONDENSING BOILER STAND	\$445

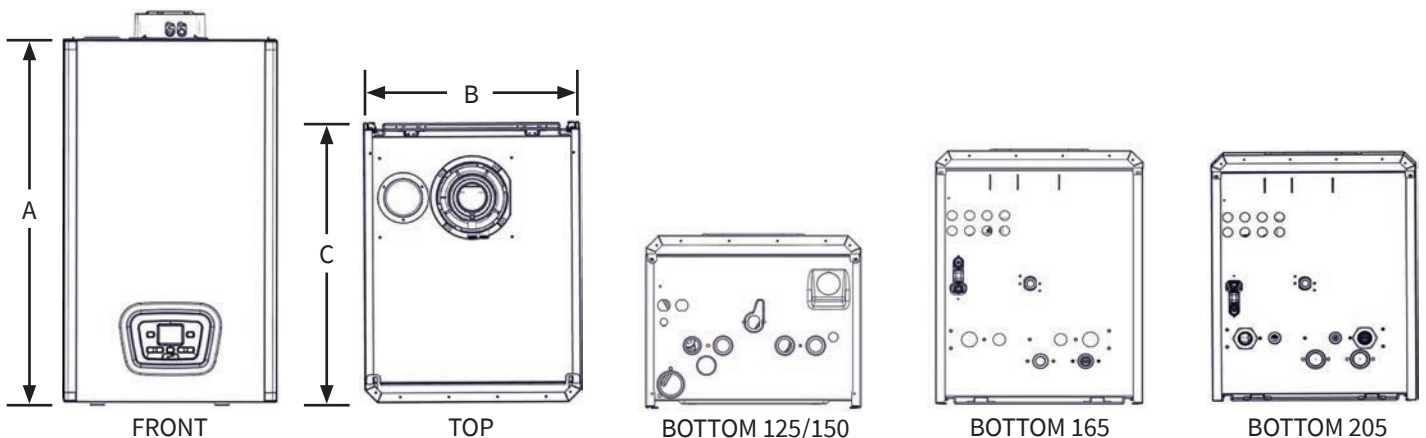
NOTE: For 2" venting, a 3" x 2" reducer must be field supplied. (80-100 models)

MAC/MAH Stainless Steel Wall Hung Combi & Heating Boilers

- MBH Input 75 - 164 (CH) / 115.5 - 205 (DHW)
- Up to 95% AFUE
ENERGY STAR® Certified
- [AI] Control Technology Recognizes Natural or LP Gas
No field conversion kit required.
- 6.9:1 Turndown Modulation Ratio in DHW Mode(115)
7:1 Turndown Modulation Ratio in DHW Mode (150/205)
4.5:1 Turndown Modulation Ratio in CH Mode (75)
5.6:1 Turndown Modulation Ratio in CH Mode (100/115)
5.7:1 Turndown Modulation Ratio in CH Mode (125/150)
5.5:1 Turndown Modulation Ratio in CH Mode (165/205)
- 2.5 gpm DHW @ 70°F Rise (115)
3.5 gpm DHW @ 70°F Rise (150)
5 gpm DHW @ 70°F Rise (205)
- LABOR SAVER™ Primary/Secondary Manifold Included
- Low Water Pressure Switch
- Wall Hung or Floor Stand Kit Available



General Information (See IOM for Complete Instructions)								
Model	MAH-75	MAH-100	MAH-125	MAC-115	MAC-150	MAH-165	MAC-205	
System Supply/Return	G 3/4" Straight Thread					G 1" Straight Thread		
System Supply/Return with Provided Manifold	1 1/4" Copper Sweat					1 1/2" Copper Sweat	1 1/4" Copper Sweat	
Gas Inlet	3/4" NPT					3/4" NPT		
Condensate Drain	13/16" ID Hose					3/4" NPT		
DHW Outlet (125 Optional)	G 1/2" Straight Thread					G 3/4" Straight Thread		
DHW (Cold Water) Inlet	1/2"					3/4"		
Electrical	120 Volts AC, 60 hertz, 1 phase, less than 12 amps (15 amp circuit recommended)							
Water Content (Gallons)	1					1 1/4		
Dimensions	A-Height	30"					30"	
	B-Width	17 3/4"					17 3/4"	
	C-Depth	13 9/16"					21 1/2"	



MAC/MAH - Stainless Steel Wall Hung Combi & Heating Boilers (while supplies last)

Model	Item Number	Type	Input MBH CH	Input MBH DHW	AHRI Net MBH	AFUE	Fuel	Pump	Shp. Wgt. lbs	Trade Price
MAH100	MAH110003600110	HEATING	93.5	N/A	74	95.0%	NAT/LP	LESS	94	\$3,193
MAH125	MAH112503600110	HEATING	125	N/A	98	95.0%	NAT/LP	LESS	148	\$3,900
MAC150	MAC115003600110	COMBI	125	153	98	95.0%	NAT/LP	LESS	100	\$4,164
MAC205	MAC120503600110	COMBI	164	205	133	95.0%	NAT/LP	LESS	178	\$4,836

While supplies last.

MAC/MAH (Use Parts Multiplier for All of the Following)

Model	Item Number	Description	Trade Price
MAC(H)	BD710487302V	OUTSIDE AIR SENSOR	\$54
MAC(H)	550003189	DHW SENSOR KIT	\$118
MAC(H)	240010266	FLOOR STAND KIT	\$985
MAC(H)	550003212	HEAT EXCHANGER CLEANING KIT	\$83
MAC(H)	550004448	CONDENSING BOILER STAND	\$445

MAC/MAH Venting Adapters (Use Parts Multiplier for All of the Following)

MAC(H)	KHG714059113	TO CONVERT FROM CONCENTRIC TO 3" TWIN PIPE POLYPROPYLENE	\$23
MAC(H)	550003184	TWIN PIPE ADAPTER 60MM TO CPVC 3"	\$78
MAC(H)	KHG714089010	TO CONVERT FROM CONCENTRIC TO 3" TWIN PIPE POLYPROPYLENE	\$53
MAC(H)	550003403	TWIN PIPE ADAPTER 80MM TO CPVC 3"	\$145

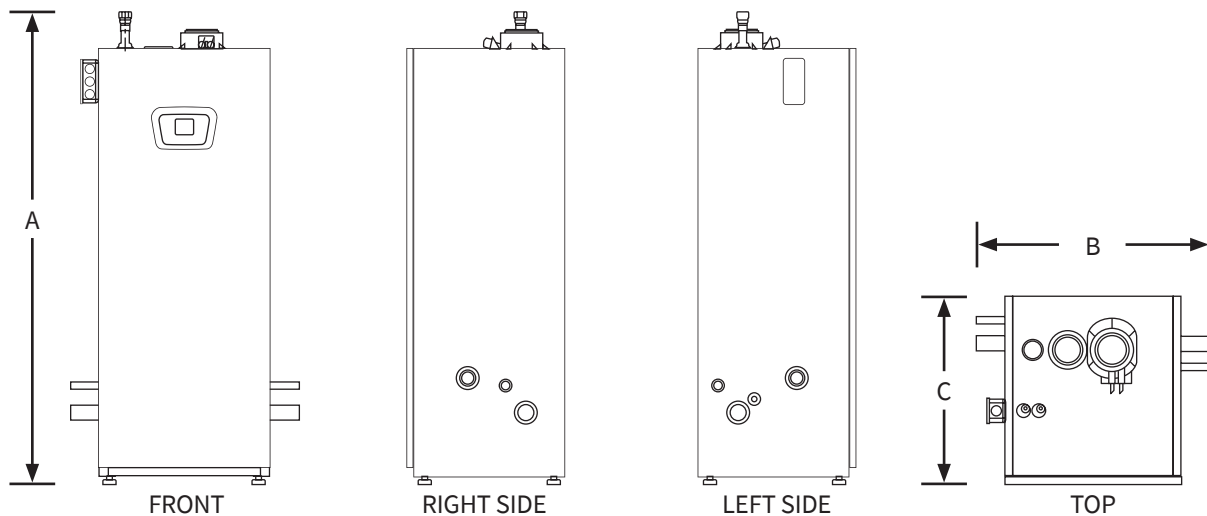
NOTE: For 2" venting, a 3" x 2" reducer must be field supplied.

MACF/MAHF Stainless Steel Floor Standing Combi & Heating Boilers

- MBH Input 75 - 164 (CH) / 115.5 - 205 (DHW)
- Up to 95% AFUE
ENERGY STAR® Certified
- [AI] Control Technology Recognizes Natural or LP Gas
No field conversion kit required.
- 6.9:1 Turndown Modulation Ratio in DHW Mode (115)
7:1 Turndown Modulation Ratio in DHW Mode (150/205)
5.6:1 Turndown Modulation Ratio in CH Mode (100/115)
5.7:1 Turndown Modulation Ratio in CH Mode (125/150)
5.5:1 Turndown Modulation Ratio in CH Mode (165/205)
- 2.5 gpm DHW @ 70°F Rise (115)
3.5 gpm DHW @ 70°F Rise (150)
5.0 gpm DHW @ 70°F Rise (205)
- LABOR SAVER™ Primary/Secondary Manifold Built-In
- Low Water Pressure Switch
- Compact, Floor Standing Design



General Information (See IOM for Complete Instructions)				
Model	MAHF-75/100/125	MACF-115/150	MAHF-165	MACF-205
Water Return/Supply	1 1/4" Copper	1 1/4" Copper	1 1/2" Copper	1 1/2" Copper
Gas	3/4" NPT	3/4" NPT	3/4" NPT	3/4" NPT
Condensate Drain	3/4" NPT	3/4" NPT	3/4" NPT	3/4" NPT
DHW Outlet (125 Optional)	3/4" SWT	1/2" SWT	NA	3/4" SWT
DHW (Cold Water) Inlet	NA	1/2" SWT	NA	3/4" SWT
Electrical	120 Volts AC, 60 hertz, 1 phase, less than 12 amps (15 amp circuit recommended)			
Water Content (Gallons)	1	1	1.25	1.25
Dimensions	A-Height	43.65"	43.65"	43.65"
	B-Width	24.7"	24.7"	24.7"
	C-Depth	17.46"	17.46"	23.55"



MACF/MAHF - Stainless Steel Floor Standing Combi & Heating Boilers (while supplies last)										
Model	Item Number	Type	Input MBH CH	Input MBH DHW	AHRI Net MBH	AFUE	Fuel	Pump	Shp. Wgt. lbs	Trade Price
MAHF125	MAH112505600110	HEATING	125	N/A	98	95.0%	NAT/LP	LESS	148	\$4,350
MACF150	MAC115005600110	COMBI	125	153	98	95.0%	NAT/LP	LESS	148	\$4,645
MACF205	MAC120505600110	COMBI	164	205	133	95.0%	NAT/LP	LESS	168	\$5,561

While supplies last.

MACF/MAHF (Use Parts Multiplier for All of the Following)			
Model	Item Number	Description	Trade Price
MAC(H)F	BD710487302V	OUTSIDE AIR SENSOR	\$54
MAC(H)F	550003189	DHW SENSOR KIT	\$118
MAC(H)F	550003212	HEAT EXCHANGER CLEANING KIT	\$83

MACF/MAHF Venting Adapters (Use Parts Multiplier for All of the Following)			
MAC(H)F	KHG714059113	TO CONVERT FROM CONCENTRIC TO 3" TWIN PIPE POLYPROPYLENE	\$23
MAC(H)F	550003184	TWIN PIPE ADAPTER 60MM TO CPVC 3"	\$78
MAC(H)F	KHG714089010	TO CONVERT FROM CONCENTRIC TO 3" TWIN PIPE POLYPROPYLENE	\$53
MAC(H)F	550003403	TWIN PIPE ADAPTER 80MM TO CPVC 3"	\$145

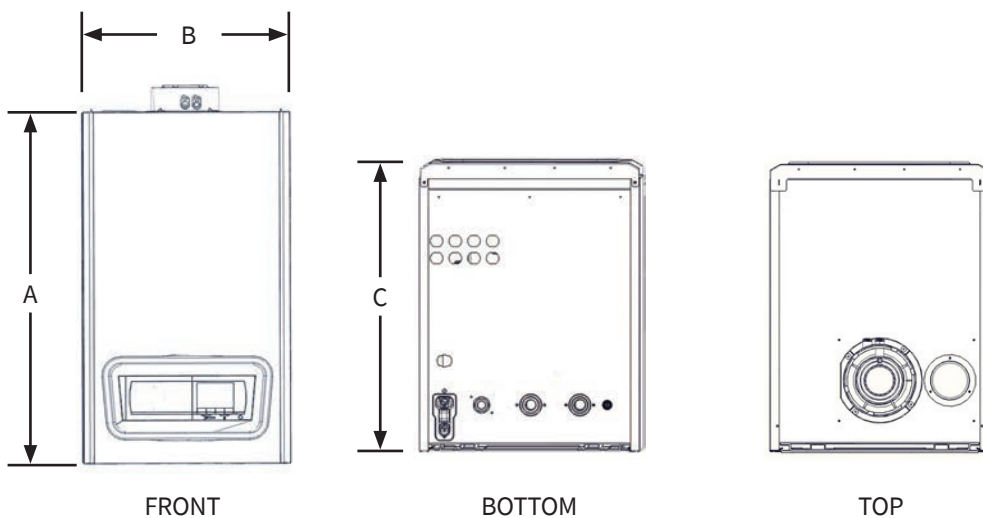
NOTE: For 2" venting, a 3" x 2" reducer must be field supplied.

UCS 240 Stainless Steel Wall Hung Heating Boilers

- MBH Input 241 (CH)
- 95% AFUE
ENERGY STAR® Certified
- LABOR SAVER™ Manifold Included
- 6.7:1 Modulation Turndown Ratio
- Wall Hung or Floor Base Kit Available
- Anti-Wind Function: Control automatically adjusts the fan speed to prevent loss of flame and lockouts
- Flame Stabilization: Control allows the flame to stabilize before modulating, preventing flame drop outs and recycling
- Optional Plug-and-Play, CSD-1 Kit Available



General Information (See IOM for Complete Instructions)		
Model	UCS 240	
Water Return/Supply	1"	
Gas	3/4" NPT	
Condensate Drain	3/4" NPT	
Electrical	120 Volts AC, 60 hertz, 1 phase, less than 12 amps (15 amp circuit recommended)	
Water Content (Gallons)	.8	
Dimensions	A-Height	31 1/16"
	B-Width	17 3/4"
	C-Depth	23"



UCS 240 - Stainless Steel Wall Hung Heating Boilers (while supplies last)

Model	Item Number	Input MBH	AHRI Net MBH	AFUE	Fuel	Pump	Shp. Wgt. lbs	Trade Price
UCS 240	UCS124000600110	241	216	95.0%	NAT	LESS	145	\$8,087

While supplies last.

UCS 240 (Use Parts Multiplier for All of the Following)

Model	Item Number	Description	Trade Price
UCS 240	550003322	MANUAL RESET HIGH LIMIT KIT L4006E1109	\$386
UCS 240	550003323	MANUAL RESET LWCO KIT	\$371
UCS 240	550003332	CSD-1 KIT (INCLUDES HIGH LIMIT AND MANUAL RESET LWCO)	\$757
UCS 240	550003354	COMMON VENTING CHECK VALVE KIT	\$540
UCS 240	550003316	LP CONVERSION KIT	\$248
UCS 240	BD710487302V	OUTDOOR AIR SENSOR	\$54
UCS 240	550003189	DHW SENSOR KIT	\$118
UCS 240	550003304	FLOOR BASE KIT	\$765
UCS 240	550004448	CONDENSING BOILER STAND	\$445

UCS 240 Venting Adapters (Use Parts Multiplier for All of the Following)

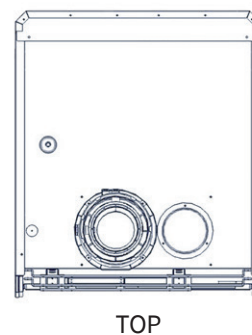
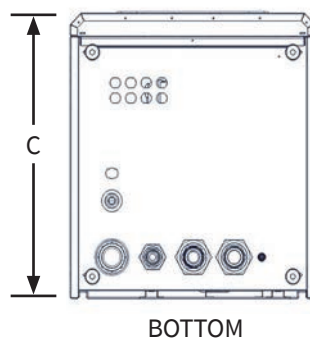
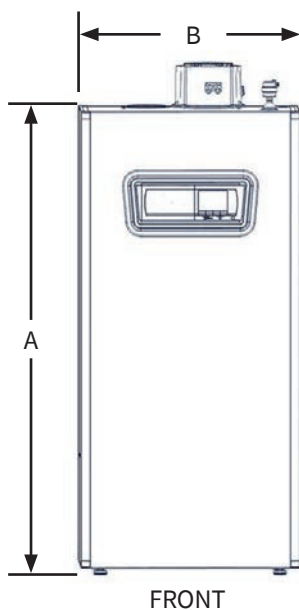
UCS 240	KHG714089010	TO CONVERT FROM CONCENTRIC TO 3" TWIN PIPE POLYPROPYLENE	\$53
---------	--------------	--	------

UCS 380 Stainless Steel Floor Standing Heating Boilers

- MBH Input 379
- 95% Thermal Efficiency
- LABOR SAVER™ Manifold Included
- 10.5:1 Modulation Turndown Ratio
- Compact, Floor Standing Design
- Anti-Wind Function: Control automatically adjusts the fan speed to prevent loss of flame and lockouts
- Flame Stabilization: Control allows the flame to stabilize before modulating, preventing flame drop outs and recycling
- Optional Plug-and-Play, CSD-1 Kit Available



General Information (See IOM for Complete Instructions)		
Model	UCS 380	
Water Return/Supply	1 1/2"	
Gas	1" NPT	
Condensate Drain	3/4" NPT	
Electrical	120 Volts AC, 60 hertz, 1 phase, less than 12 amps (15 amp circuit recommended)	
Water Content (Gallons)	4.6	
Dimensions	A-Height	50"
	B-Width	23 5/8"
	C-Depth	25 1/2"



UCS 380 - Stainless Steel Floor Standing Heating Boilers (while supplies last)								
Model	Item Number	Input MBH	AHRI Net MBH	Therm. Eff.	Fuel	Pump	Shp. Wgt. lbs	Trade Price
UCS 380	UCS138000600110	379	303	95.0%	NAT	LESS	255	\$12,718

While supplies last.

UCS 380 (Use Parts Multiplier for All of the Following)			
Model	Item Number	Description	Trade Price
UCS 380	550003322	MANUAL RESET HIGH LIMIT KIT L4006E1109	\$386
UCS 380	550003323	MANUAL RESET LWCO KIT	\$371
UCS 380	550003332	CSD-1 KIT (INCLUDES HIGH LIMIT AND MANUAL RESET LWCO)	\$757
UCS 380	550003354	COMMON VENTING CHECK VALVE KIT	\$540
UCS 380	550003317	LP CONVERSION KIT	\$248
UCS 380	BD710487302V	OUTDOOR AIR SENSOR	\$54
UCS 380	550003189	DHW SENSOR KIT	\$118

UCS 380 Venting Adapters (Use Parts Multiplier for All of the Following)			
UCS 380	BD7106314V	TO CONVERT FROM CONCENTRIC TO 4" TWIN PIPE POLYPROPYLENE	\$172

NOTE: Twin pipe venting is polypropylene only. CPVC adapter not available.


















MBC Multiple Boiler Control

- Operation of up to Four Boilers
- LCD Display
- Push Buttons for Navigating Settings
- Warm Weather Shutdown (WWSD)
- Set Back Scheduling
- Boiler Stage Delay
- Boiler Rotation
- Combustion or Alarm Control Relay
- Flow or Combustion Air Proof Delay
- Energy Management System Compatible (0-10 or 2-10 Vdc)
- Sensors Included:
 - (1) Outdoor Sensor
 - (2) Water Temperature Sensors



















MBC - Staging Control			
Model	Item Number	Description	Trade Price
AMB4B	AMB4BUB	MULTIPLE BOILER CONTROL (MBC)	\$1,658
Additional Accessories			
AMB4B	240012663	WATER TEMPERATURE SENSOR	\$144
AMB4B	240012664	OUTDOOR SENSOR	\$144



VENTING

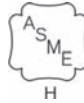
Coaxial Venting (Use Parts Multiplier for All of the Following)							
MAC/MAH	UCS						
75/100/115 125/150 165/205	240	380		Image	Item Number	Description	Trade Price
X					KUG714059511	2"x4" (60/100mm)COAXIAL PIPE 3.28' (1m) L	\$53
X					KUG714059611	2"x4" (60/100mm)HORIZONTAL VENT TERM	\$66
X					KUG714059711	2"x4" (60/100mm)COAXIAL 90 ELBOWS	\$42
X					KUG714059811	2"x4" (60/100mm)COAXIAL 45 ELBOWS	\$42
X					KUG714135813	2"x4" (60/100mm)VERTICAL VENT TERM	\$156
	X	X			KHG714088512	3"x5" (80/125mm)COAXIAL PIPE 3.28' (1m) L	\$78
	X	X			KHG714088713	3"x5" (80/125mm)COAXIAL 90 ELBOWS	\$43
	X	X			KHG714088812	3"x5" (80/125mm)COAXIAL 45 ELBOWS	\$43
	X	X			KHG714088911	3"x5" (80/125mm)HORIZONTAL VENT TERM	\$88
	X	X			KHG714093512	3"x5" (80/125mm)VERTICAL VENT TERM	\$123
			X		KUG714133311	4"x6" (110/160mm)HORIZONTAL VENT TERM	\$324
			X		KUG714133411	4"x6" (110/160mm)VERTICAL VENT TERM	\$412
			X		KUG714133511	4"x6" (110/160mm)COAXIAL 45 ELBOWS	\$116
			X		KUG714133611	4"x6" (110/160mm)COAXIAL 90 ELBOWS	\$116
			X		KUG714133811	4"x6" (110/160mm)COAXIAL PIPE 3.28' (1m) L	\$159

VENTING

Twin Pipe Polypropylene Venting (Use Parts Multiplier for All of the Following)													
MAC/MAH		UCS		CH/CO									
75/100/115	125/150	165/205	240	380	80/90/100	120/150/180/200	299	399	499	Image	Item Number	Description	Trade Price
X					X	X	X				KHG714059113	TO CONVERT FROM CONCENTRIC TO 3" TWIN PIPE POLYPROPYLENE	\$23
X	X	X			X	X	X				550003416	3" (80mm)VENTING CLAMP SINGLE WALL	\$49
X	X	X			X	X	X				550003452	3" (80mm)CLAMSHELL CLAMP (5PK)	\$48
X	X	X			X	X	X				KUG714132010	3" (80mm)HORIZONTAL VENT TERM	\$26
X	X	X			X	X	X				KUG714132110	3" (80mm)VERTICAL VENT TERM	\$65
X	X	X			X	X	X				550003734	3" (80mm)POLYPROPYLENE 45 ELBOWS W/ CLAMP	\$20
X	X	X			X	X	X				550003735	3" (80mm)POLYPROPYLENE 90 ELBOWS W/ CLAMP	\$20
X	X	X			X	X	X				550003767	3" (80mm)POLYPROPYLENE PIPE 3.28' (1m) L W/ CLAMP	\$28
		X	X		X	X	X				KHG714089010	TO CONVERT FROM CONCENTRIC TO 3" TWIN PIPE POLYPROPYLENE	\$53
				X	X	X	X	X			550003453	4" (110mm)CLAMSHELL CLAMP (5PK)	\$65
				X	X	X	X	X			BD7106314V	TO CONVERT FROM CONCENTRIC TO 4" TWIN PIPE POLYPROPYLENE	\$172
				X	X	X	X	X			KUG714132710	4" (110mm)HORIZONTAL VENT TERM	\$167
				X	X	X	X	X			KUG714132810	4" (110mm)VERTICAL VENT TERM	\$149
				X	X	X	X	X			550003731	4" (110mm)POLYPROPYLENE 45 ELBOWS W/ CLAMP	\$44
				X	X	X	X	X			550003732	4" (110mm)POLYPROPYLENE 90 ELBOWS W/ CLAMP	\$44
				X	X	X	X	X			550003733	4" (110mm)POLYPROPYLENE PIPE 3.28' (1m) L W/ CLAMP	\$60


VENTING

Twin Pipe CPVC Venting (Use Parts Multiplier for All of the Following)												
MAC/MAH		UCS			CH/CO				Image	Item Number	Description	Trade Price
75/100/115 125/150	165/205	240	380	80/90/100	120/150/180/200	299	399	499				
X				X	X					550003184	TWIN PIPE ADAPTER 60MM TO CPVC 3"	\$78
	X	X		X	X					550003403	TWIN PIPE ADAPTER 80MM TO CPVC 3"	\$145



AT SERIES Electric Wall Hung Boilers

- 100% Efficient
- Compact Light Weight Wall Hung Design (70 lbs)
- Zero Emissions, Green Alternative (No Fossil Fuel, No Chimney, No Carbon Monoxide)
- Proven one piece cast iron heat exchanger
- Available in 2 or 4 element and modular boiler configurations:
 - 2 Element (4 capacities from 6 kW to 12 kW)
 - 4 Element (4 capacities from 12 kW to 24 kW)
 - Modular Boiler Configurations (40 kW+ for light commercial applications utilizing multiple boilers)
- 20 Year Limited Warranty (Residential)



General Information (See IOM for Complete Instructions)		
Model		AT Series
Water Return/Supply		1 1/4" NPT
Dimensions	A-Height	16 15/32"
	B-Width	18 5/8"
	C-Depth	9 1/32"

AT Series Electric Boilers with Breakers							
Model	Item Number	Type	Size KW	Elem. No. & Size	bth/hr	Weight (lbs)	Trade Price
AT0623	AT062310C10	2-ELEMENT	6	2-3KW	20500	62	\$2,387
AT0824	AT082410C10	2-ELEMENT	8	2-4KW	27300	62	\$2,567
AT1025	AT102510C10	2-ELEMENT	10	2-5KW	34100	62	\$2,760
AT1226	AT122610C10	2-ELEMENT	12	2-6KW	41000	62	\$2,844
AT1243	AT124310C10	4-ELEMENT	12	4-3KW	41000	70	\$3,232
AT1644	AT164410C10	4-ELEMENT	16	4-4KW	54600	70	\$3,323
AT2045	AT204510C10	4-ELEMENT	20	4-5KW	68200	70	\$3,404
AT2446	AT244610C10	4-ELEMENT	24	4-6KW	82000	70	\$3,817
AT2800^	AT124310C10	MODULAR	28	4-3KW	95600	140	\$3,232
	AT164410C10			4-4KW			\$3,323
AT3200^	AT164410C10	MODULAR	32	4-4KW	109200	140	\$3,323
	AT164410C10			4-4KW			\$3,323
AT4000^	AT204510C10	MODULAR	40	4-5KW	136400	140	\$3,404
	AT204510C10			4-5KW			\$3,404

^When ordering modular boilers, order both part numbers listed. You will receive 2 boilers allowing for serial number tracking. Ratings are based on 240 operating voltage. Refer to IOM for reduced ratings based on 208 operating voltage.

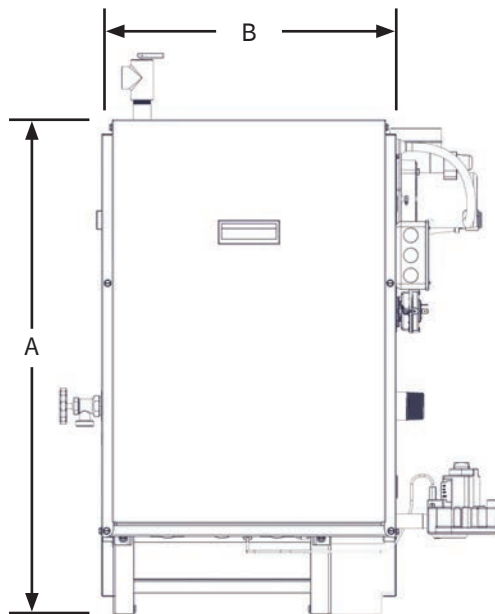
AT Series Electric Boiler Service Parts (Use Parts Multiplier for the Following)			
Model	Item Number	Description	Trade Price
AT	1260006	Temperature/Pressure Gauge	\$40
AT	B27	Circuit Breaker 40 A - 2 Pole - G.E. THQP 240	\$95
AT	B28	Circuit Breaker 15 A - 1 Pole - G.E. THQP 115	\$63
AT	550003228	Pressure Vessel - Cast Iron, 4 Element	\$625
AT	550003227	Pressure Vessel - Cast Iron, 2 Element	\$433
AT	E13	Heating Element - 3KW/240 Volt	\$105
AT	E14	Heating Element - 4KW/240 Volt	\$130
AT	E15	Heating Element - 5KW/240 Volt	\$135
AT	E16	Heating Element - 6KW/240 Volt	\$142
AT	G12	Gasket - Heating Element	\$8
AT	VR-001.01	Relief Valve - 30 PSI	\$40
AT	B194	Neutral Terminal Block	\$122
AT	I25	Load Center Assembly - G.E. TLM812U2	\$205
AT	L9	Ground Connection Lug	\$20
AT	S47	Safety Limit Control (High Limit - Fixed Temp)	\$37
AT	240004756	Brass Well	\$37
AT	E1	Elbow 3/4" x 90°	\$4
	119000002	Transformer 115/24V, 40 VA	\$53
AT	240010289	Water Temperature Sensor Kit	\$91
AT	240010295	Control Board - 2 Element, kit, includes wires	\$822
AT	240010296	Control Board - 4 Element, kit, includes wires	\$888
AT	109010455	Cabinet	\$184

SVB Cast Iron Induced Draft Chimney/Side Wall Vented Boilers

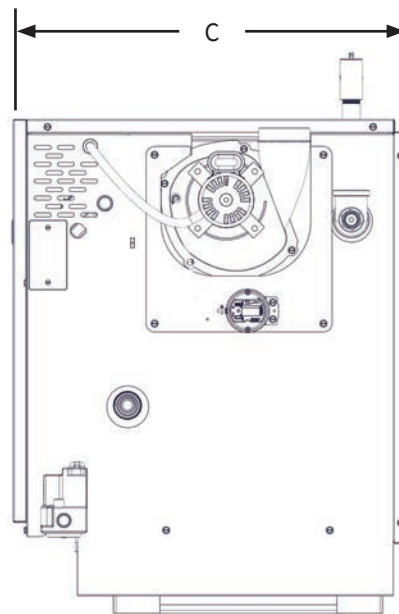
- MBH Input 42.5 - 187.5 (CH)
- Up to 84.4% AFUE
- Dependable Cast Iron Heat Exchanger with Cast Iron Push Nipples
- Honeywell High Limit/Electronic Ignition Control
 - Recessed under the boiler's protective jacket
 - Digital Temperature display and diagnostics
 - Plug in connection for the inducer fan
 - Plug in connection for the system pump
- Induced Draft Fan



General Information (See IOM for Complete Instructions)						
Model	SVB-2	SVB-3	SVB-4	SVB-5	SVB-6	
Water Return/Supply	1 1/4" NPT					
Gas	1/2" NPT					
Electrical	120 Volts AC, 60 hertz, 1 phase, less than 12 amps (15 amp circuit recommended)					
Water Content (Gallons)	1.75	3.00	4.25	5.50	6.75	
Dimensions	A-Height	29"	29"	29"	29"	
	B-Width	11"	14 1/4"	17 1/2"	20 3/4"	24"
	C-Depth	23 1/4"	23 1/4"	23 1/4"	23 1/4"	23 1/4"



FRONT



RIGHT SIDE

SVB - Cast Iron Induced Draft Chimney/Side Wall Vented Boilers

Model	Item Number	Input MBH	Htg. Cap. MBH	AHRI Net MBH	AFUE	Fuel	Pump	Shp. Wgt. Lbs	Trade Price
SVB-2	SVB204203100410	42.5	36	31	84.4%	NAT	LESS	225	\$3,518
SVB-3	SVB307503100410	75.0	63	55	84.0%	NAT	LESS	265	\$3,983
SVB-4	SVB411203100410	112.5	95	82	84.0%	NAT	LESS	322	\$4,398
SVB-5	SVB515003100410	150.0	127	109	84.0%	NAT	LESS	370	\$4,947
SVB-6	SVB618703100410	187.5	158	135	84.0%	NAT	LESS	431	\$5,816
SVB-2	SVB204203140410	42.5	36	31	84.4%	NAT	TACO ECM	225	\$3,644
SVB-3	SVB307503140410	75.0	63	55	84.0%	NAT	TACO ECM	265	\$4,105
SVB-4	SVB411203140410	112.5	95	82	84.0%	NAT	TACO ECM	322	\$4,522
SVB-5	SVB515003140410	150.0	127	109	84.0%	NAT	TACO ECM	370	\$5,067
SVB-6	SVB618703140410	187.5	158	135	84.0%	NAT	TACO ECM	431	\$5,937

SVB - LP

Note: Boilers require a natural gas to LP conversion kit (field installed). Sold Separately. See below.

SVB - High Altitude

***Note: Boilers require a High Altitude conversion kit (field installed). Sold Separately. See Below. Item # is for 5000', consult factory for other elevations up to 10,000'.**

High Altitude - Capacity Reduces with Elevation. Refer to IOM for Actual Capacity Ratings.

SVB (Use Parts Multiplier for All of the Following)

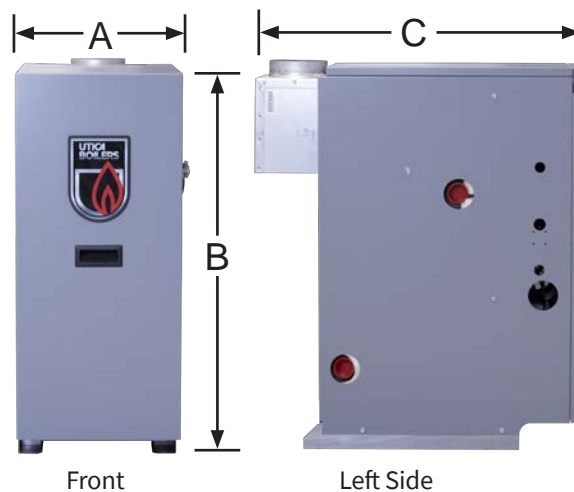
Model	Item Number	Description	Trade Price
SVB	550002722	NATURAL GAS TO LP CONVERSION KIT (ALL SIZES)	\$139
SVB	43300660	LP TO NATURAL GAS CONVERSION KIT (ALL SIZES)	\$152
SVB-2	550004122	*NATURAL GAS HIGH ALTITUDE CONVERSION KIT - 5000' ELEVATION	\$139
SVB (3-5)	550004129	*NATURAL GAS HIGH ALTITUDE CONVERSION KIT - 5000' ELEVATION	\$139
SVB-6	550004136	*NATURAL GAS HIGH ALTITUDE CONVERSION KIT - 5000' ELEVATION	\$139
SVB-2	550004142	*LP GAS HIGH ALTITUDE CONVERSION KIT - 5000' ELEVATION	\$139
SVB (3-5)	550004145	*LP GAS HIGH ALTITUDE CONVERSION KIT - 5000' ELEVATION	\$139
SVB-6	550004149	*LP GAS HIGH ALTITUDE CONVERSION KIT - 5000' ELEVATION	\$139
SVB (2-5)	14629010	TJERNLUND VH-1-3" SIDE WALL VENT HOOD (SVB-2 TO SVB-5)	\$385
SVB (6)	14629011	TJERNLUND VH-1-4" SIDE WALL VENT HOOD (SVB-6)	\$457
SVB (2-5)	14624002	FILL-TROL #110 FOR WATER BOILERS 150 MBH OR LESS	\$486
SVB (6)	14624003	FILL-TROL #111 FOR WATER BOILERS OVER 150 MBH	\$675

MGB-K Cast Iron Chimney Vented Boilers

- MBH Input 59 - 235 (CH)
- 84% AFUE
- Dependable Cast Iron Heat Exchanger
- Hydrolevel FuelSmart Control
- Digital temperature display and diagnostics
- Built-In Low Water Cut-Off (LWCO)
- Control monitors water temperature and delays burner start until residual heat has been transferred to the system for maximum efficiency
- Low profile draft hood diverter



General Information (See IOM for Complete Instructions)							
Model	MGB-060K	MGB-095K	MGB-120K	MGB-150K	MGB-175K	MGB-205K	MGB-235K
Water Return/Supply	1 1/4" NPT						
Gas	1/2" NPT				3/4" NPT		
Electrical	120 Volts AC, 60 hertz, 1 phase, less than 12 amps (15 amp circuit recommended)						
Water Content (Gallons)	1.9	2.3	2.8	3.2	3.7	4.1	4.6
A-Height	32 1/8"	32 1/8"	32 1/8"	32 1/8"	32 1/8"	32 1/8"	32 1/8"
B-Width	13 3/8"	13 1/2"	16 1/4"	19"	21 7/8"	27 1/2"	27 1/2"
C-Depth	26"	26"	26"	26"	26"	26"	26"



MGB-K - Cast Iron Chimney Vented Boilers

Model	Item Number	Input MBH	Htg. Cap. MBH	AHRI Net MBH	AFUE	Fuel	Pump	Shp. Wgt. lbs	Trade Price
MGB-060K	MGB306003200510	59	50	43	84.0%	NAT	LESS	215	\$3,591
MGB-095K	MGB409503200510	90.8	76.3	66	84.0%	NAT	LESS	250	\$3,857
MGB-120K	MGB512003200510	120	101	88	84.0%	NAT	LESS	295	\$4,120
MGB-150K	MGB615003200510	149	125	109	84.0%	NAT	LESS	335	\$4,479
MGB-175K	MGB717503200510	175	147	128	84.0%	NAT	LESS	385	\$5,195
MGB-205K	MGB820503200510	205	172	150	84.0%	NAT	LESS	420	\$5,566
MGB-235K	MGB923503200510	235	197	171	84.0%	NAT	LESS	465	\$6,281
MGB-060K	MGB306003240510	59	50	43	84.0%	NAT	TACO ECM	215	\$3,722
MGB-095K	MGB409503240510	90.8	76.3	66	84.0%	NAT	TACO ECM	250	\$3,988
MGB-120K	MGB512003240510	120	101	88	84.0%	NAT	TACO ECM	295	\$4,253
MGB-150K	MGB615003240510	149	125	109	84.0%	NAT	TACO ECM	335	\$4,610
MGB-175K	MGB717503240510	175	147	128	84.0%	NAT	TACO ECM	385	\$5,326
MGB-205K	MGB820503240510	205	172	150	84.0%	NAT	TACO ECM	420	\$5,695
MGB-235K	MGB923503240510	235	197	171	84.0%	NAT	TACO ECM	465	\$6,413

MGB-K - LP

Note: Boilers require a natural gas to LP conversion kit (field installed). Sold Separately. See below.

MGB-K - High Altitude

***Note: Boilers require a High Altitude conversion kit (field installed). Sold Separately. See Below. Item # is for 5000', consult factory for other elevations up to 10,000'.**

High Altitude - Capacity Reduces with Elevation. Refer to IOM for Actual Capacity Ratings.

MGB-K (Use Parts Multiplier for All of the Following)


Model	Item Number	Description	Trade Price
MGB-K	550003778	CONVERSION KIT NAT. TO LP	\$112
MGB-K	550003884	CONVERSION KIT LP TO NAT.	\$123
MGB-K (3 Sec)	550003786	*NATURAL GAS HIGH ALTITUDE CONVERSION KIT - 5000' ELEVATION	\$77
MGB-K (4-9 Sec)	550003781	*NATURAL GAS HIGH ALTITUDE CONVERSION KIT - 5000' ELEVATION	\$97
MGB-K (3 Sec)	550003774	*LP GAS HIGH ALTITUDE CONVERSION KIT - 5000' ELEVATION	\$88
MGB-K (4-9 Sec)	550003774	*LP GAS HIGH ALTITUDE CONVERSION KIT - 5000' ELEVATION	\$88
MGB-K	14624002	FILL-TROL #110 FOR WATER BOILERS 150 MBH OR LESS	\$486
MGB-K	14624003	FILL-TROL #111 FOR WATER BOILERS OVER 150 MBH	\$675

MGC Cast Iron Chimney Vented Boilers

- MBH Input 262 MBH and 299 MBH (CH)
- 84% AFUE
- Dependable Cast Iron Heat Exchanger
- Hydrolevel FuelSmart Control
- Digital temperature display and diagnostics
- Built-In Low Water Cut-Off (LWCO)
- Control monitors water temperature and delays burner start until residual heat has been transferred to the system for maximum efficiency
- Low profile draft hood diverter
- Natural Gas or Propane (LP) with conversion kit



General Information (See IOM for Complete Instructions)		
Model	MGC-8D	MGC-9D
Water Return/Supply	1 1/4" NPT	
Gas	1/2" NPT	
Electrical	120 Volts AC, 60 hertz, 1 phase, less than 12 amps (15 amp circuit recommended)	
Water Content (Gallons)	12.7	14.4
A-Height	36 3/8"	36 3/8"
B-Width	27 1/2"	30 3/4"
C-Depth	26 1/2"	26 1/2"



Front



Left Side

MGC - Cast Iron Chimney Vented Boilers

Model	Item Number	Input MBH	Htg. Cap. MBH	AHRI Net MBH	AFUE	Fuel	Pump	Shp. Wgt. lbs	Trade Price
MGC-8D	MGC826203200410	262	221	192	84.0%	NAT	LESS	552	\$6,454
MGC-9D	MGC929903200410	299	252	219	84.0%	NAT	LESS	616	\$7,424
MGC-8D	MGC826203240410	262	221	192	84.0%	NAT	TACO ECM	552	\$6,585
MGC-9D	MGC929903240410	299	252	219	84.0%	NAT	TACO ECM	616	\$7,555

MGC - LP

Note: Boilers require a natural gas to LP conversion kit (field installed). Sold Separately. See below.

MGC - High Altitude

***Note: Boilers require a High Altitude conversion kit (field installed). Sold Separately. See Below. Item # is for 5000', consult factory for other elevations up to 10,000'.**

High Altitude - Capacity Reduces with Elevation. Refer to IOM for Actual Capacity Ratings.

MGC (Use Parts Multiplier for All of the Following)

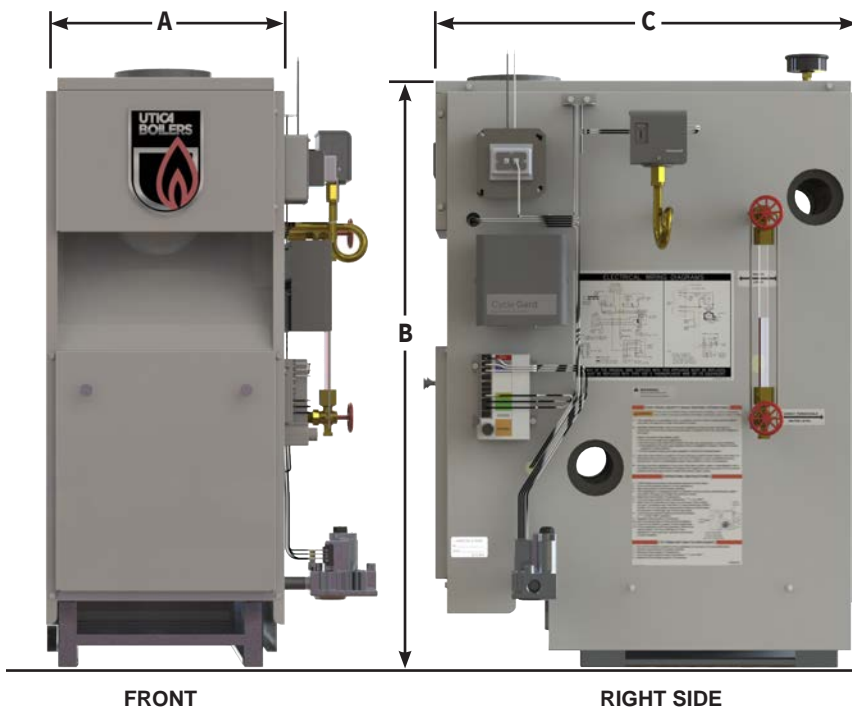
Model	Item Number	Description	Trade Price
MGC	550004168	CONVERSION KIT NAT. TO LP MGC-8/9	\$152
MGC	550004368	*NATURAL GAS HIGH ALTITUDE CONVERSION KIT - 5000' ELEVATION	\$92
MGC	550004373	*LP GAS HIGH ALTITUDE CONVERSION KIT - 5000' ELEVATION	\$92
MGC	14624002	FILL-TROL #110 FOR WATER BOILERS 150 MBH OR LESS	\$486
MGC	14624003	FILL-TROL #111 FOR WATER BOILERS OVER 150 MBH	\$675

PEG-F Cast Iron Steam Boilers - Right Trim

- MBH Input 75 - 299 (CH)
- Up to 82.7% AFUE
- Dependable Cast Iron Heat Exchanger with Cast Iron Push Nipples
- LWCO (Probe Type) Includes Pressure High Limit Control, Pressure Gauge, Gauge Glass
- Low profile compact design makes it ideal for low clearance installations
- Easy piping features with two 2 1/2" supply and two 2 1/2" return connections. Optional 2" single and dual piping riser options (depending on boiler size), simplifying replacement piping.
- Atmospheric Chimney Vent Boiler with Integral Draft Hood and Vent Damper
- Titanium Composite Burners
- Factory tapped 1/2" NPT location for secondary manual-reset LWCO



General Information (See IOM for Complete Instructions)							
Model	PEG075FID	PEG112FID	PEG150FID	PEG187FID	PEG225FID	PEG262FID	PEG299FID
Return/Supply Tappings	2 1/2" NPT						
Gas	1/2" NPT			3/4" NPT			
Electrical	120 Volts AC, 60 hertz, 1 phase, less than 12 amps (15 amp circuit recommended)						
A-Height	35 7/8"	35 7/8"	35 7/8"	35 7/8"	35 7/8"	35 7/8"	35 7/8"
B-Width	10 7/8"	14 1/8"	17 3/8"	20 5/8"	23 7/8"	27 1/8"	30 3/8"
C-Depth	28 3/8"	28 3/8"	29 3/8"	30 3/8"	30 3/8"	30 3/8"	30 3/8"



PEG F - Cast Iron Steam Boiler									
Model	Item Number	Input MBH	Htg. Cap. MBH	AHRI Net MBH	AHRI Net SQ. FT. Steam	AFUE	Fuel	Shp. Wgt. lbs	Trade Price
PEG075FID	PEG307503700610	75	62	47	195	82.7%	NAT	297	\$4,773
PEG112FID	PEG411203700610	112	91	68	283	82.0%	NAT	368	\$5,269
PEG150FID	PEG515003700610	150	122	92	383	82.0%	NAT	440	\$5,735
PEG187FID	PEG618703700610	187	153	115	479	82.0%	NAT	512	\$6,171
PEG225FID	PEG722503700610	225	183	137	570	82.0%	NAT	584	\$7,248
PEG262FID	PEG826203700610	262	214	161	670	82.0%	NAT	659	\$7,778
PEG299FID	PEG929903700610	299	245	184	766	82.0%	NAT	736	\$8,426

PEG F - LP

Note: Boilers require a natural gas to LP conversion kit (field installed). Sold Separately. See below.

PEG F - High Altitude

***Note: Boilers require a High Altitude conversion kit (field installed). Sold Separately. See Below. Item # is for 5000', consult factory for other elevations up to 10,000'.**

High Altitude - Capacity Reduces with Elevation. Refer to IOM for Actual Capacity Ratings.

PEG F (Use Parts Multiplier for All of the Following)

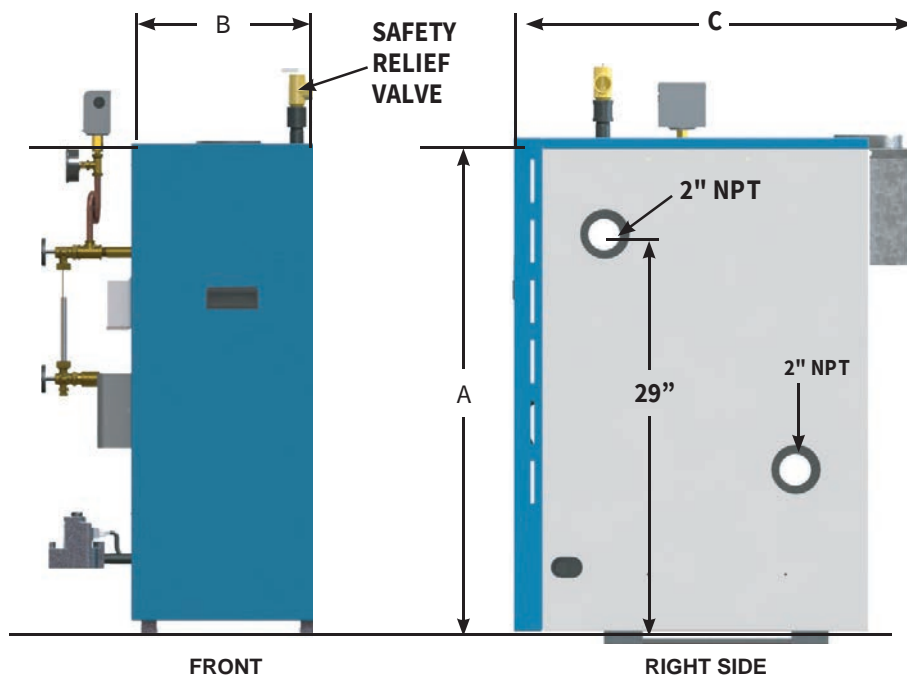
Model	Item Number	Description	Trade Price
PEG	550002702	CONVERSION KIT NAT. TO LP (3 - 5 SECTION)	\$92
PEG	550002703	CONVERSION KIT NAT. TO LP (6 - 9 SECTION)	\$97
PEG	550002704	CONVERSION KIT LP TO NAT. (3 - 5 SECTION)	\$101
PEG	550002705	CONVERSION KIT LP TO NAT. (6 - 9 SECTION)	\$134
PEG	550004368	*NATURAL GAS HIGH ALTITUDE CONVERSION KIT - 5000' ELEVATION	\$92
PEG	550004373	*LP GAS HIGH ALTITUDE CONVERSION KIT - 5000' ELEVATION	\$92
PEG	1630001	MCDONNELL & MILLER WF-2U-24 ELECTRONIC WATER FEEDER	\$779

PEG-E Cast Iron Steam Boilers - Left Trim

- MBH Input 75 - 299 (CH)
- Up to 83.4% AFUE
- 7 Sizes Available
- Dependable Cast Iron Heat Exchanger
- Electronic ignition system
- Automatic Vent Damper
- LWCO (Probe Type) externally mounted for quick access
- Pressure High Limit Control with Pressure Gauge and Gauge Glass
- Stainless Steel Burners
- Easy Serviceability



General Information (See IOM for Complete Instructions)							
Model	PEG075EID	PEG112EID	PEG150EID	PEG187EID	PEG225EID	PEG262EID	PEG299EID
Return/Supply Tappings	2" NPT						
Gas	1/2" NPT			3/4" NPT			
Electrical	120 Volts AC, 60 hertz, 1 phase, less than 12 amps (15 amp circuit recommended)						
A-Height	35 7/8"	35 7/8"	35 7/8"	35 7/8"	35 7/8"	35 7/8"	35 7/8"
B-Width	10 7/8"	14 1/8"	17 3/8"	20 5/8"	23 7/8"	27 1/8"	30 3/8"
C-Depth	28 3/8"	28 3/8"	29 3/8"	30 3/8"	30 3/8"	30 3/8"	30 3/8"



PEG E - Cast Iron Steam Boiler									
Model	Item Number	Input MBH	Htg. Cap. MBH	AHRI Net MBH	AHRI Net SQ. FT. Steam	AFUE	Fuel	Shp. Wgt. lbs	Trade Price
PEG075EID	PEG307503100510	75	62	47	195	82.2%	NAT	297	\$4,773
PEG112EID	PEG411203100510	112	93	70	292	82.4%	NAT	368	\$5,269
PEG150EID	PEG515003100510	150	125	94	391	82.6%	NAT	440	\$5,735
PEG187EID	PEG618703100510	187	156	117	488	82.8%	NAT	512	\$6,171
PEG225EID	PEG722503100510	225	188	141	587	83.0%	NAT	584	\$7,248
PEG262EID	PEG826203100510	262	219	164	685	83.2%	NAT	659	\$7,778
PEG299EID	PEG929903100510	299	250	188	782	83.4%	NAT	736	\$8,426

PEG E - LP

Note: Boilers require a natural gas to LP conversion kit (field installed). Sold Separately. See below.

PEG E - High Altitude

***Note: Boilers require a High Altitude conversion kit (field installed). Sold Separately. See Below. Item # is for 5000', consult factory for other elevations up to 10,000'.**

High Altitude - Capacity Reduces with Elevation. Refer to IOM for Actual Capacity Ratings.

PEG E (Use Parts Multiplier for All of the Following)

Model	Item Number	Description	Trade Price
PEG	550002702	CONVERSION KIT NAT. TO LP (3 - 5 SECTION)	\$92
PEG	550002703	CONVERSION KIT NAT. TO LP (6 - 9 SECTION)	\$97
PEG	550002704	CONVERSION KIT LP TO NAT. (3 - 5 SECTION)	\$101
PEG	550002705	CONVERSION KIT LP TO NAT. (6 - 9 SECTION)	\$134
PEG	550004368	*NATURAL GAS HIGH ALTITUDE CONVERSION KIT - 5000' ELEVATION	\$92
PEG	550004373	*LP GAS HIGH ALTITUDE CONVERSION KIT - 5000' ELEVATION	\$92
PEG	1630001	MCDONNELL & MILLER WF-2U-24 ELECTRONIC WATER FEEDER	\$779

JF COMMERCIAL Cast Iron Commercial Steam and Water Boilers

JF Commercial Bases are pre-assembled at the factory with burner manifold, burner orifices, gas valves and electronic ignition installed; ready for field installation of the pre-tested sections and appropriate packages.

Electronic Ignition Base Standard Equipment:

- Base
- Fire Door
- Burner Orifice
- Manifold
- Main and Pilot Burner
- Electronic Pilot Gas Valve
- Intermittent Pilot Module
- Complete Jacket Assembly

Steam Trim Package:

- Low Water Cut-Off
- Glass Gauge Set
- Safety Valve
- Steam Gauge
- Pressure Limit
- Drain Valve

Water Trim Package:

- Low Water Cut-Off
- Relief Valve
- Pressure Temp. Gauge
- Drain Valve



Plug 'N Play Harness and Junction Box

Individual base and junction box controls are designed for easy installation. The entire boiler links together in a snap with a color-coded factory supplied wiring harness

CSD-1 Options

Available with a CSD-1 option to comply with CSD-1 standards where required by building code. The CSD-1 option provides the increased number of controls and safety devices required to meet CSD-1 standards.

General Information (See IOM for Complete Instructions)

	Opening	Size	Steam	Water
	A	4"	Supply & Return	Supply & Return
	B	1/2"	Primary LWCO & Gauge Glass Set	Plugged
	C	3/4"	Drain, Left End	Drain, Left End
	C	3/4"	Drain, Right End	Drain, Right End
	D	1/2"	Plugged	Limit Control
	E	1"	Accessories	Accessories
	F*	1"	Safety Valve	Safety Valve
	G	3/4"	Plugged or Electronic (Probe Type) LWCO	Plugged
	<p>*If using opening F for other than Safety Valve or Safety Relief Valve, or Safety/Relief valve is larger than 1", Install Safety/Relief Valve in Header Piping as near boiler as possible.</p>			

JF - Cast Iron Commercial Steam Boiler										
Model	Item Number	Type*	Input MBH	Output MBH	Net AHRI Ratings			Therm. Eff.	Shp. Wgt. Lbs	Trade Price
					Steam PPF	Steam SQ. FT.	Steam MBH			
JF-400S	CBA040003101210	STD.	360	284	1.33	889	213	79.0%	1200	\$11,488
JF-500S	CBA050003101210	STD.	450	356	1.33	1111	267	79.0%	1400	\$12,922
JF-600S	CBA060003101210	STD.	540	427	1.33	1333	320	79.0%	1600	\$16,798
JF-700S	CBA070003101210	STD.	630	498	1.33	1555	373	79.0%	1800	\$18,099
JF-800S	CBA080003101210	STD.	720	569	1.33	1777	427	79.0%	2000	\$19,449
JF-900S	CBA090003101210	STD.	810	640	1.33	2000	480	79.0%	2200	\$20,875
JF-1000S	CBA100003101210	STD.	900	711	1.33	2222	533	79.0%	2400	\$22,168
JF-1100S	CBA110003101210	STD.	990	782	1.33	2444	587	79.0%	2600	\$26,150
JF-1200S	CBA120003101210	STD.	1080	853	1.33	2666	640	79.0%	2900	\$27,444
JF-1300S	CBA130003101210	STD.	1170	924	1.33	2889	693	79.0%	3100	\$29,499
JF-1400S	CBA140003101210	STD.	1260	995	1.33	3111	747	79.0%	3300	\$30,796
JF-1500S	CBA150003101210	STD.	1350	1067	1.33	3333	800	79.0%	3500	\$32,127
JF-400S	CBA040003103210	G.R.S.	360	284	1.33	888	213	79.0%	1200	\$12,821
JF-500S	CBA050003103210	G.R.S.	450	356	1.33	1111	267	79.0%	1400	\$14,115
JF-600S	CBA060003103210	G.R.S.	540	427	1.33	1333	320	79.0%	1600	\$19,355
JF-700S	CBA070003103210	G.R.S.	630	498	1.33	1555	373	79.0%	1800	\$20,679
JF-800S	CBA080003103210	G.R.S.	720	569	1.33	1777	427	79.0%	2000	\$22,023
JF-900S	CBA090003103210	G.R.S.	810	640	1.33	2000	480	79.0%	2200	\$23,448
JF-1000S	CBA100003103210	G.R.S.	900	711	1.33	2222	533	79.0%	2400	\$24,736
JF-1100S	CBA110003103210	G.R.S.	990	782	1.33	2444	587	79.0%	2600	\$29,238
JF-1200S	CBA120003103210	G.R.S.	1080	853	1.33	2666	640	79.0%	2900	\$30,528
JF-1300S	CBA130003103210	G.R.S.	1170	924	1.33	2889	693	79.0%	3100	\$32,577
JF-1400S	CBA140003103210	G.R.S.	1260	995	1.33	3111	747	79.0%	3300	\$33,875
JF-1500S	CBA150003103210	G.R.S.	1350	1067	1.33	3333	800	79.0%	3500	\$35,201
JF-400S	CBA040003104210	F.P.R.	360	284	1.33	888	213	79.0%	1200	\$14,051
JF-500S	CBA050003104210	F.P.R.	450	356	1.33	1111	267	79.0%	1400	\$15,354
JF-600S	CBA060003104210	F.P.R.	540	427	1.33	1333	320	79.0%	1600	\$20,592
JF-700S	CBA070003104210	F.P.R.	630	498	1.33	1555	373	79.0%	1800	\$21,911
JF-800S	CBA080003104210	F.P.R.	720	569	1.33	1777	427	79.0%	2000	\$23,255
JF-900S	CBA090003104210	F.P.R.	810	640	1.33	2000	480	79.0%	2200	\$24,678
JF-1000S	CBA100003104210	F.P.R.	900	711	1.33	2222	533	79.0%	2400	\$25,970
JF-1100S	CBA110003104210	F.P.R.	990	782	1.33	2444	587	79.0%	2600	\$30,468
JF-1200S	CBA120003104210	F.P.R.	1080	853	1.33	2666	640	79.0%	2900	\$31,763
JF-1300S	CBA130003104210	F.P.R.	1170	924	1.33	2889	693	79.0%	3100	\$33,812
JF-1400S	CBA140003104210	F.P.R.	1260	995	1.33	3111	747	79.0%	3300	\$35,109
JF-1500S	CBA150003104210	F.P.R.	1350	1067	1.33	3333	800	79.0%	3500	\$36,434

***Type (STD. - Standard) (G.R.S. - CSD-1 Gravity Return System) (F.P.R. - CSD-1 Boiler Feed Pump Return Control)**

JF - Cast Iron Commercial Water Boiler

Model	Item Number	Type*	Input MBH	Output MBH			Net AHRI Water MBH	Therm. Eff.	Shp. Wgt. Lbs.	Trade Price
JF-400W	CBB040003101210	STD.	360	288			250	80.0%	1200	\$10,536
JF-500W	CBB050003101210	STD.	450	360			313	80.0%	1400	\$11,844
JF-600W	CBB060003101210	STD.	540	432			376	80.0%	1600	\$15,889
JF-700W	CBB070003101210	STD.	630	504			438	80.0%	1800	\$17,186
JF-800W	CBB080003101210	STD.	720	576			501	80.0%	2000	\$18,536
JF-900W	CBB090003101210	STD.	810	648			563	80.0%	2200	\$19,921
JF-1000W	CBB100003101210	STD.	900	720			626	80.0%	2400	\$21,219
JF-1100W	CBB110003101210	STD.	990	792			689	80.0%	2600	\$25,277
JF-1200W	CBB120003101210	STD.	1080	864			751	80.0%	2900	\$26,553
JF-1300W	CBB130003101210	STD.	1170	936			814	80.0%	3100	\$28,614
JF-1400W	CBB140003101210	STD.	1260	1008			877	80.0%	3300	\$29,916
JF-1500W	CBB150003101210	STD.	1350	1080			939	80.0%	3500	\$31,245
JF-400W	CBB040003106210	CSD-1	360	288			250	80.0%	1200	\$11,862
JF-500W	CBB050003106210	CSD-1	450	360			313	80.0%	1400	\$13,163
JF-600W	CBB060003106210	CSD-1	540	432			376	80.0%	1600	\$18,575
JF-700W	CBB070003106210	CSD-1	630	504			438	80.0%	1800	\$19,899
JF-800W	CBB080003106210	CSD-1	720	576			501	80.0%	2000	\$21,209
JF-900W	CBB090003106210	CSD-1	810	648			563	80.0%	2200	\$22,630
JF-1000W	CBB100003106210	CSD-1	900	720			626	80.0%	2400	\$23,921
JF-1100W	CBB110003106210	CSD-1	990	792			689	80.0%	2600	\$28,505
JF-1200W	CBB120003106210	CSD-1	1080	864			751	80.0%	2900	\$29,806
JF-1300W	CBB130003106210	CSD-1	1170	936			814	80.0%	3100	\$31,847
JF-1400W	CBB140003106210	CSD-1	1260	1008			877	80.0%	3300	\$33,152
JF-1500W	CBB150003106210	CSD-1	1350	1080			939	80.0%	3500	\$34,433

***Type (STD. - Standard) (CSD-1)**

JF - Knock Down Components & Optional Equipment			
Model	Item Number	Description	Trade Price
JF-S,W	902000030U	CAST IRON SECTIONS - RIGHT END (179 LBS.)	\$1,158
JF-S,W	902000028U	CAST IRON SECTIONS - LEFT END (182 LBS.)	\$1,158
JF-S,W	902000029U	CAST IRON SECTIONS - INTERMEDIATE (165 LBS.)	\$1,016
JF-300S,W	550004402U	STANDARD COMPONENT CARTON - 300	\$3,088
JF-400S,W	550004403U	STANDARD COMPONENT CARTON - 400	\$3,269
JF-500S,W	550004404U	STANDARD COMPONENT CARTON - 500	\$3,432
JF-S,W	550004414U	END PANEL CARTON - JACKET	\$450
JF-S,W	550002860U	END PANEL CARTON - BASE	\$410
JF-S	41200061U	STEAM TRIM - SA 1 (SIZES/MODELS: 400 - 500)	\$1,506
JF-S	41200062U	STEAM TRIM - SA 2 (SIZES/MODELS: 600 - 700)	\$1,529
JF-S	41200063U	STEAM TRIM - SA 3 (SIZES/MODELS: 800 - 1400)	\$1,569
JF-S	41200064U	STEAM TRIM - SA 4 (SIZES/MODELS: 1500)	\$1,584
JF-W	550004418U	WATER TRIM - WA-1 (SIZES/MODELS: 400 - 500)	\$423
JF-W	550004419U	WATER TRIM - WA-2 (SIZES/MODELS: 600 - 1000)	\$610
JF-W	550004420U	WATER TRIM - WA-3 (SIZES/MODELS: 1100 - 1500)	\$685
JF-400S	550004424US	ACCESSORY CARTON STEAM - 400	\$621
JF-500S	550004426US	ACCESSORY CARTON STEAM - 500	\$749
JF-600S	550004428US	ACCESSORY CARTON STEAM - 600	\$848
JF-700S	550004430US	ACCESSORY CARTON STEAM - 700	\$947
JF-800S	550004432US	ACCESSORY CARTON STEAM - 800	\$1,100
JF-900S	550004434US	ACCESSORY CARTON STEAM - 900	\$1,306
JF-1000S	550004436US	ACCESSORY CARTON STEAM - 1000	\$1,425
JF-1100S	550004438US	ACCESSORY CARTON STEAM - 1100	\$1,631
JF-1200S	550004440US	ACCESSORY CARTON STEAM - 1200	\$1,710
JF-1300S	550004442US	ACCESSORY CARTON STEAM - 1300	\$2,608
JF-1400S	550004444US	ACCESSORY CARTON STEAM - 1400	\$2,713
JF-1500S	550004446US	ACCESSORY CARTON STEAM - 1500	\$2,863
JF-400W	550004424UW	ACCESSORY CARTON WATER - 400	\$621
JF-500W	550004426UW	ACCESSORY CARTON WATER - 500	\$749
JF-600W	550004428UW	ACCESSORY CARTON WATER - 600	\$848
JF-700W	550004430UW	ACCESSORY CARTON WATER - 700	\$947
JF-800W	550004432UW	ACCESSORY CARTON WATER - 800	\$1,100
JF-900W	550004434UW	ACCESSORY CARTON WATER - 900	\$1,306
JF-1000W	550004436UW	ACCESSORY CARTON WATER - 1000	\$1,425
JF-1100W	550004438UW	ACCESSORY CARTON WATER - 1100	\$1,631
JF-1200W	550004440UW	ACCESSORY CARTON WATER - 1200	\$1,710
JF-1300W	550004442UW	ACCESSORY CARTON WATER - 1300	\$2,608
JF-1400W	550004444UW	ACCESSORY CARTON WATER - 1400	\$2,713
JF-1500W	550004446UW	ACCESSORY CARTON WATER - 1500	\$2,863

JF - Knock Down Components & Optional Equipment (Continued)			
JF-300S,W	550004415U	CSD-1 COMPONENT CARTON - 300	\$3,607
JF-400S,W	550004416U	CSD-1 COMPONENT CARTON - 400	\$3,790
JF-500S,W	550004417U	CSD-1 COMPONENT CARTON - 500	\$3,947
JF-S	41257103U	CSD-1 STEAM TRIM - GRAVITY/CONDENSATE (ALL SIZES)	\$684
JF-S	41257104U	CSD-1 STEAM TRIM - FEED PUMP (ALL SIZES)	\$1,918
JF-W	550004421U	CSD-1 WATER TRIM - (ALL SIZES)	\$805
JF-400S	550004425US	CSD-1 ACCESSORY CARTON STEAM - 400	\$621
JF-500S	550004427US	CSD-1 ACCESSORY CARTON STEAM - 500	\$749
JF-600S	550004429US	CSD-1 ACCESSORY CARTON STEAM - 600	\$1,691
JF-700S	550004431US	CSD-1 ACCESSORY CARTON STEAM - 700	\$1,816
JF-800S	550004433US	CSD-1 ACCESSORY CARTON STEAM - 800	\$1,926
JF-900S	550004435US	CSD-1 ACCESSORY CARTON STEAM - 900	\$2,175
JF-1000S	550004437US	CSD-1 ACCESSORY CARTON STEAM - 1000	\$2,292
JF-1100S	550004439US	CSD-1 ACCESSORY CARTON STEAM - 1100	\$2,493
JF-1200S	550004441US	CSD-1 ACCESSORY CARTON STEAM - 1200	\$2,595
JF-1300S	550004443US	CSD-1 ACCESSORY CARTON STEAM - 1300	\$3,488
JF-1400S	550004445US	CSD-1 ACCESSORY CARTON STEAM - 1400	\$3,594
JF-1500S	550004447US	CSD-1 ACCESSORY CARTON STEAM - 1500	\$3,702
JF-400W	550004425UW	CSD-1 ACCESSORY CARTON WATER - 400	\$621
JF-500W	550004427UW	CSD-1 ACCESSORY CARTON WATER - 500	\$749
JF-600W	550004429UW	CSD-1 ACCESSORY CARTON WATER - 600	\$1,691
JF-700W	550004431UW	CSD-1 ACCESSORY CARTON WATER - 700	\$1,816
JF-800W	550004433UW	CSD-1 ACCESSORY CARTON WATER - 800	\$1,926
JF-900W	550004435UW	CSD-1 ACCESSORY CARTON WATER - 900	\$2,175
JF-1000W	550004437UW	CSD-1 ACCESSORY CARTON WATER - 1000	\$2,292
JF-1100W	550004439UW	CSD-1 ACCESSORY CARTON WATER - 1100	\$2,493
JF-1200W	550004441UW	CSD-1 ACCESSORY CARTON WATER - 1200	\$2,595
JF-1300W	550004443UW	CSD-1 ACCESSORY CARTON WATER - 1300	\$3,488
JF-1400W	550004445UW	CSD-1 ACCESSORY CARTON WATER - 1400	\$3,594
JF-1500W	550004447UW	CSD-1 ACCESSORY CARTON WATER - 1500	\$3,702
JF (Use Parts Multiplier for All of the Following)			
Model	Item Number	Description	Trade Price
JF	14662311	STEAM MANUAL RESET PRESSURE CONTROL (L4079B1033)	\$446
JF	1280001	M-M 47-2 LWCO & FEEDER (MODELS 300-1500)	\$2,003
JF	14662313	STRAP ON OPERATING CONTROL (L6006C-1034)	\$270
JF	240007388	LWCO, MAN RESET, CSD-1 APPROVED, SHT PROBE	\$354

JF- Standard Equipment

Standard Equipment, Steam:

(67 Low Water Cut-Off, PA404A Pressuretrol and Syphon Loop, Water Gauge Glass Set with Glass and Rods, Steam Gauge, Pop Safety Valve).

Standard Equipment, Water:

(L4006A automatic reset high limit aquastat, 30PSI safety relief valve, temperature/pressure gauge).

CSD-1 Control Requirements

The optional CSD-1 controls modify the standard JF boiler on both the fuel train and the steam or water trim as follows:

STEAM BOILER WITH BOILER FEED PUMP RETURN SYSTEM

- Add SF-500 Hydrolevel Safeguard Manual Reset L.W.C.O.
- Add 150S-B-MD L.W.C.O. and Pump Control
- Delete 67D-1 L.W.C.O.
- Add L404L Manual Reset Pressure Control

STEAM BOILER WITH GRAVITY OR CONDENSATE PUMP RETURN SYSTEM

- Add SF-500 Hydrolevel Safeguard Manual Reset L.W.C.O.
- Add L404C Manual Reset Pressure Control

The SF-500 L.W.C.O. is the secondary L.W.C.O. to the 67D-1 L.W.C.O. furnished standard with the boiler.

WATER BOILER WITH CSD-1 OPTION:

- Add SF-500 Hydrolevel Safeguard Manual Reset L.W.C.O.
- Add L4006E Manual Reset High Limit Control

FUEL TRAIN

Substitute CSD-1 fuel train(s) for standard which includes (per base): Intermittent Pilot Module (PT#1140007) control Stop w/alarm 1003-612A & (PT#1140008) Control CSD1 Lockout Board BD 1145-2 with manual reset; Independent Pilot Gas Line (Manual shut-off valve, Pressure regulator, Safety shut-off valve); Main Gas Line (Gas Valve, Two leak test cocks, Manual shut-off downstream of the main gas valve).

NOTES:

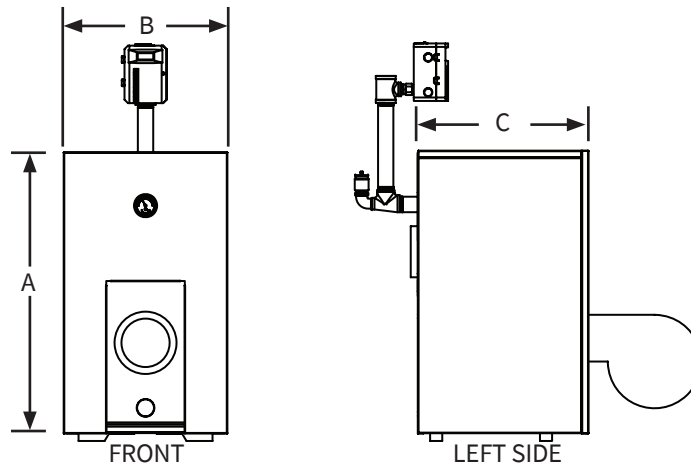
1. The JF-400 does not require fuel train modifications for CSD-1. The standard fuel train is furnished.
2. Control equipment is included to meet Utica's interpretation of CSD-1. Consult local authorities before the installation of the boiler. Additional controls, if required can be provided at an additional price.

TRIFIRE TRB Cast Iron 3-Pass Oil Boilers

- MBH Input 105 - 252 (CH)
- Up to 87% AFUE, ENERGY STAR® Certified Models
- Advanced High Efficiency 3-Pass Heat Exchanger Design
- High Limit Control with:
 - LED display
 - Easy to program dial settings
 - Boiler Water Temperature Reset
 - Low Water Cut Off (LWCO)
- Compact Footprint
- Burners and Venting Options
- Easy Serviceability



General Information (See IOM for Complete Instructions)				
Model	TRB4	TRB5	TRB6	TRB7
Water Return/Supply	1 1/4" NPT			
Drain Valve	3/4" NPT			
Electrical	120 Volts AC, 60 hertz, 1 phase, less than 12 amps (15 amp circuit recommended)			
Water Content (Gallons)	3.6	4.3	5.1	5.9
Dimensions	A-Height	31"	31"	31"
	B-Width	17 3/4"	17 3/4"	17 3/4"
	C-Depth	18 3/8"	21 5/8"	24 7/8"



TRIFIRE TRB Series 3 - Cast Iron 3-Pass Oil Boiler

Model	Item Number	Input MBH	Htg. Cap. MBH	AHRI Net MBH	AFUE	Fuel	Burner	Pump	Shp. Wgt. lbs	Trade Price
TRB4075	TRB407530200310	105	92	80	87.0%	OIL	BECKETT	LESS	436	\$4,379
TRB4090	TRB409030200310	126	110	96	86.0%	OIL	BECKETT	LESS	436	\$4,379
TRB5100	TRB510030200310	140	123	107	87.0%	OIL	BECKETT	LESS	496	\$5,000
TRB5120	TRB512030200310	168	148	129	86.0%	OIL	BECKETT	LESS	496	\$5,000
TRB6130	TRB613030200310	182	160	139	87.0%	OIL	BECKETT	LESS	560	\$5,278
TRB6145	TRB614530200310	203	178	155	86.0%	OIL	BECKETT	LESS	560	\$5,278
TRB7165	TRB716530200310	231	202	176	87.0%	OIL	BECKETT	LESS	620	\$6,036
TRB7180	TRB718030200310	252	220	191	86.0%	OIL	BECKETT	LESS	620	\$6,036
TRB4075	TRB407530240310	105	92	80	87.0%	OIL	BECKETT	TACO ECM	436	\$4,514
TRB4090	TRB409030240310	126	110	96	86.0%	OIL	BECKETT	TACO ECM	436	\$4,514
TRB5100	TRB510030240310	140	123	107	87.0%	OIL	BECKETT	TACO ECM	496	\$5,134
TRB5120	TRB512030240310	168	148	129	86.0%	OIL	BECKETT	TACO ECM	496	\$5,134
TRB6130	TRB613030240310	182	160	139	87.0%	OIL	BECKETT	TACO ECM	560	\$5,413
TRB6145	TRB614530240310	203	178	155	86.0%	OIL	BECKETT	TACO ECM	560	\$5,413
TRB7165	TRB716530240310	231	202	176	87.0%	OIL	BECKETT	TACO ECM	620	\$6,171
TRB7180	TRB718030240310	252	220	191	86.0%	OIL	BECKETT	TACO ECM	620	\$6,171
TRB4075	TRB407550200310	105	92	80	87.0%	OIL	RIELLO	LESS	436	\$4,578
TRB4090	TRB409050200310	126	110	96	86.0%	OIL	RIELLO	LESS	436	\$4,578
TRB5100	TRB510050200310	140	123	107	87.0%	OIL	RIELLO	LESS	496	\$5,279
TRB5120	TRB512050200310	168	148	129	86.0%	OIL	RIELLO	LESS	496	\$5,279
TRB6130	TRB613050200310	182	160	139	87.0%	OIL	RIELLO	LESS	560	\$5,557
TRB6145	TRB614550200310	203	178	155	86.0%	OIL	RIELLO	LESS	560	\$5,557
TRB7165	TRB716550200310	231	202	176	87.0%	OIL	RIELLO	LESS	620	\$6,036
TRB7180	TRB718050200310	252	220	191	86.0%	OIL	RIELLO	LESS	620	\$6,036
TRB4075	TRB407550240310	105	92	80	87.0%	OIL	RIELLO	TACO ECM	436	\$4,711
TRB4090	TRB409050240310	126	110	96	86.0%	OIL	RIELLO	TACO ECM	436	\$4,711
TRB5100	TRB510050240310	140	123	107	87.0%	OIL	RIELLO	TACO ECM	496	\$5,414
TRB5120	TRB512050240310	168	148	129	86.0%	OIL	RIELLO	TACO ECM	496	\$5,414
TRB6130	TRB613050240310	182	160	139	87.0%	OIL	RIELLO	TACO ECM	560	\$5,694
TRB6145	TRB614550240310	203	178	155	86.0%	OIL	RIELLO	TACO ECM	560	\$5,694
TRB7165	TRB716550240310	231	202	176	87.0%	OIL	RIELLO	TACO ECM	620	\$6,197
TRB7180	TRB718050240310	252	220	191	86.0%	OIL	RIELLO	TACO ECM	620	\$6,197

TRIFIRE TRB Series 3 - Cast Iron 3-Pass Oil Boiler - Continued

Model	Item Number	Input MBH	Htg. Cap. MBH	AHRI Net MBH	AFUE	Fuel	Burner	Pump	Shp. Wgt. lbs	Trade Price
TRB4090	TRB409020240310	126	110	96	87.0%	OIL	LESS	TACO ECM	436	\$3,399
TRB5120	TRB512020240310	168	148	129	86.0%	OIL	LESS	TACO ECM	496	\$3,957
TRB6145	TRB614520240310	203	178	155	86.0%	OIL	LESS	TACO ECM	560	\$4,350
TRB7180	TRB718020240310	252	220	191	86.0%	OIL	LESS	TACO ECM	620	\$4,864
TRB4090	TRB409020200310	126	110	96	87.0%	OIL	LESS	LESS	436	\$3,261
TRB5120	TRB512020200310	168	148	129	86.0%	OIL	LESS	LESS	496	\$3,823
TRB6145	TRB614520200310	203	178	155	86.0%	OIL	LESS	LESS	560	\$4,217
TRB7180	TRB718020200310	252	220	191	86.0%	OIL	LESS	LESS	620	\$4,733

TRIFIRE TRB - Venting Options & Additional Equipment

Model	Item Number	Description	Trade Price
TRB	29231U	36" RISER TERMINATION	\$1,986
TRB	28972U	STANDARD TERMINATION	\$848
TRB	550004240U	4" ID X 10 FT DIRECT VENT PIPE KIT (SELECT TERMINATION)	\$977
TRB	550004241U	4" ID X 15 FT DIRECT VENT PIPE KIT (SELECT TERMINATION)	\$1,170
TRB	550004242U	4" ID X 20 FT DIRECT VENT PIPE KIT (SELECT TERMINATION)	\$1,378

TRIFIRE TRB - Replacement Oil Burners

TRB4075	240007232U	BECKETT CHIMNEY VENT W/O COVER MODEL AFG	\$1,050
TRB4090	240013303U	BECKETT CHIMNEY VENT W/O COVER MODEL AFG	\$1,050
TRB5100	240013393U	BECKETT CHIMNEY VENT W/O COVER MODEL AFG	\$1,176
TRB5120	240013395U	BECKETT CHIMNEY VENT W/O COVER MODEL AFG	\$1,176
TRB6130	240013397U	BECKETT CHIMNEY VENT W/O COVER MODEL AFG	\$1,176
TRB6145	240013399U	BECKETT CHIMNEY VENT W/O COVER MODEL AFG	\$1,176
TRB7165	240013401U	BECKETT CHIMNEY VENT W/O COVER MODEL AFG	\$1,176
TRB7180	240013403U	BECKETT CHIMNEY VENT W/O COVER MODEL AFG	\$1,176
TRB4075	240007144U	BECKETT CHIMNEY VENT WITH COVER MODEL AFG	\$1,121
TRB4090	240013302U	BECKETT CHIMNEY VENT WITH COVER MODEL AFG	\$1,121
TRB5100	240013394U	BECKETT CHIMNEY VENT WITH COVER MODEL AFG	\$1,243
TRB5120	240013396U	BECKETT CHIMNEY VENT WITH COVER MODEL AFG	\$1,243
TRB6130	240013398U	BECKETT CHIMNEY VENT WITH COVER MODEL AFG	\$1,243
TRB6145	240013400U	BECKETT CHIMNEY VENT WITH COVER MODEL AFG	\$1,243
TRB7165	240013402U	BECKETT CHIMNEY VENT WITH COVER MODEL AFG	\$1,243
TRB7180	240013404U	BECKETT CHIMNEY VENT WITH COVER MODEL AFG	\$1,243
TRB4075	550004238U	BECKETT DIRECT VENT MODEL NX	\$1,342
TRB5100	240007532U	BECKETT DIRECT VENT MODEL NX	\$1,398
TRB6130	240007533U	BECKETT DIRECT VENT MODEL NX	\$1,291

TRIFIRE TRB - Replacement Oil Burners - Continued			
Model	Item Number	Description	Trade Price
TRB4075	550003548U	RIELLO CHIMNEY VENT MODEL 40F3	\$1,238
TRB4090	550004237U	RIELLO CHIMNEY VENT MODEL 40F3	\$1,238
TRB5100	550004287U	RIELLO CHIMNEY VENT MODEL 40F5	\$1,238
TRB5120	550004290U	RIELLO CHIMNEY VENT MODEL 40F5	\$1,238
TRB6130	550004288U	RIELLO CHIMNEY VENT MODEL 40F5	\$1,238
TRB6145	550004291U	RIELLO CHIMNEY VENT MODEL 40F5	\$1,238
TRB7165	550004289U	RIELLO CHIMNEY VENT MODEL 40F10	\$1,606
TRB7180	550004292U	RIELLO CHIMNEY VENT MODEL 40F10	\$1,606
TRB4075	550004239U	RIELLO DIRECT VENT MODEL 40BF	\$1,806
TRB5100	550003563U	RIELLO DIRECT VENT MODEL 40BF	\$1,944
TRB6130	550003566U	RIELLO DIRECT VENT MODEL 40BF	\$1,831
TRB4075	240013299U	CARLIN CHIMNEY VENT EZ-LF	\$1,132
TRB4090	240013299U	CARLIN CHIMNEY VENT EZ-LF	\$1,132
TRB5100	240013406U	CARLIN CHIMNEY VENT EZ-LF	\$1,265
TRB5120	240013406U	CARLIN CHIMNEY VENT EZ-LF	\$1,265
TRB6130	240013408U	CARLIN CHIMNEY VENT EZ-LF	\$1,265
TRB6145	240013408U	CARLIN CHIMNEY VENT EZ-LF	\$1,265
TRIFIRE TRB (Use Parts Multiplier for All of the Following)			
TRB	550001929	KIT, HIGH LIMIT MANUAL RESET L4006E1109 WITH PLUG IN HARNESS	\$371
TRB	14624002	FILL-TROL FOR WATER BOILERS 150 MBH OR LESS	\$486
TRB	14624003	FILL-TROL FOR WATER BOILERS OVER 150 MBH	\$675

DHW MODULE Domestic Hot Water Module (Sold Separately)

- The Domestic Hot Water (DHW) Module is a great way to make domestic hot water using an existing boiler
- Digital control has the ability to set a consistent DHW temperature from 108°F - 140°F
- Brazed plate stainless steel heat exchanger offers lower pressure drop than tankless water coils with nearly 100% heat transfer efficiency
- Simple and flexible installation - mounts on a wall near the boiler as an additional heating zone
- Compact design with insulated cover and a standard 120 volt power cord
- Easy to service and clean



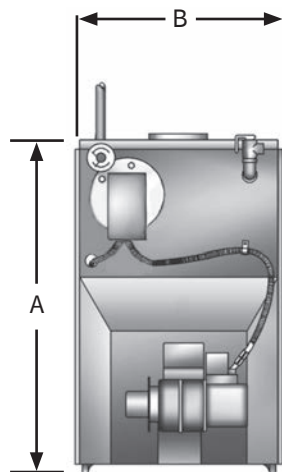
DOMESTIC HOT WATER (DHW) MODULE			
Model	Item Number	Description	Trade Price
550003792	550003792U	DOMESTIC HOT WATER MODULE	\$1,366

STARFIRE SFH Cast Iron Chimney Vented Oil Boilers

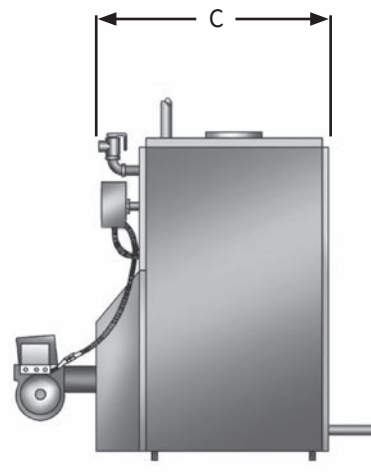
- MBH Input 119 - 259 (CH)
- Up to 87% AFUE
- Dependable Cast Iron Heat Exchanger with Cast Iron Push Nipples
- Hydrolevel Operating Control
 - Digital Temperature display and diagnostics
 - Adjusts water temperature based on heating system demand
 - Built-In Low Water Cut-Off (LWCO)
 - Boiler Reset
- Burner swing door for easy serviceability
- Multiple Firing Rates
- Optional tankless domestic hot water (DHW) coil



General Information (See IOM for Complete Instructions)				
Model	SFH-3085WT	SFH-4100WT SFH-4125WT	SFH-5160WT	SFH-6175WT
Water Return/Supply	1 1/2" Return NPT, 2" Supply NPT			
Oil	3/8" O.D. Copper (runs 50' or less, 1/2" O.D. Copper (runs over 50')			
Electrical	120 Volts AC, 60 hertz, 1 phase, less than 12 amps (15 amp circuit recommended)			
Water Content (Gallons)	10.5	13.5	16.5	19.5
Dimensions	A-Height	35"	35"	35"
	B-Width	21 13/16"	21 13/16"	21 13/16"
	C-Depth	17 7/8"	21 1/2"	25 1/8"



FRONT



RIGHT SIDE

STARFIRE SFH - Cast Iron Chimney Vent Oil Boiler											
Model	Item Number	Type *	Input MBH	Htg. Cap. MBH	AHRI Net MBH	AFUE	Burner	Pump	Firing Rate GPH	Shp. Wgt. Lbs	Trade Price
SFH-3085W	SFH308530200510	C.O.	119	103	90	86.0%	BECKETT	LESS	0.85	534	\$5,403
SFH-4100W	SFH410030200510	C.O.	140	124	108	87.0%	BECKETT	LESS	1.00	668	\$5,683
SFH-4125W	SFH412530200510	C.O.	175	152	132	86.0%	BECKETT	LESS	1.25	668	\$5,683
SFH-5160W	SFH516030200510	C.O.	224	195	170	86.0%	BECKETT	LESS	1.60	781	\$6,916
SFH-6185W	SFH618530200510	C.O.	259	226	197	86.0%	BECKETT	LESS	1.85	901	\$7,560
SFH-3085W	SFH308530240510	C.O.	119	103	90	86.0%	BECKETT	TACO ECM	0.85	534	\$5,524
SFH-4100W	SFH410030240510	C.O.	140	124	108	87.0%	BECKETT	TACO ECM	1.00	668	\$5,804
SFH-4125W	SFH412530240510	C.O.	175	152	131	86.0%	BECKETT	TACO ECM	1.25	668	\$5,804
SFH-5160W	SFH516030240510	C.O.	224	195	170	86.0%	BECKETT	TACO ECM	1.60	781	\$7,031
SFH-6185W	SFH618530240510	C.O.	259	226	197	86.0%	BECKETT	TACO ECM	1.85	901	\$7,677
SFH-3085W	SFH308531200510	C.P.	119	103	90	86.0%	BECKETT	LESS	0.85	534	\$5,617
SFH-4100W	SFH410031200510	C.P.	140	124	108	87.0%	BECKETT	LESS	1.00	668	\$5,896
SFH-4125W	SFH412531200510	C.P.	175	152	132	86.0%	BECKETT	LESS	1.25	668	\$5,896
SFH-5160W	SFH516031200510	C.P.	224	195	170	86.0%	BECKETT	LESS	1.60	781	\$7,147
SFH-6185W	SFH618531200510	C.P.	259	226	197	86.0%	BECKETT	LESS	1.85	901	\$7,499
SFH-3085W	SFH308531240510	C.P.	119	103	90	86.0%	BECKETT	TACO ECM	0.85	534	\$5,739
SFH-4100W	SFH410031240510	C.P.	140	124	108	87.0%	BECKETT	TACO ECM	1.00	668	\$6,017
SFH-4125W	SFH412531240510	C.P.	175	152	132	86.0%	BECKETT	TACO ECM	1.25	668	\$6,017
SFH-5160W	SFH516031240510	C.P.	224	195	170	86.0%	BECKETT	TACO ECM	1.60	781	\$7,264
SFH-6185W	SFH618531240510	C.P.	259	226	197	86.0%	BECKETT	TACO ECM	1.85	901	\$7,616

***TYPE (C.O. - CAST OVER) (C.P. - WITH COVER PLATE) (T.C. - TANKLESS COIL)**

STARFIRE SFH - Cast Iron Chimney Vent Oil Boiler (Cont.)

Model	Item Number	Type *	Input MBH	Htg. Cap. MBH	AHRI Net MBH	AFUE	Burner	Pump	Firing Rate GPH	Shp. Wgt. Lbs	Trade Price
SFH-3085WT	SFH308532200510	T.C.	119	103	90	86.0%	BECKETT	LESS	0.85	534	\$5,878
SFH-4100WT	SFH410032200510	T.C.	140	124	108	87.0%	BECKETT	LESS	1.00	668	\$6,156
SFH-4125WT	SFH412532200510	T.C.	175	152	132	86.0%	BECKETT	LESS	1.25	668	\$6,156
SFH-5160WT	SFH516032200510	T.C.	224	195	170	86.0%	BECKETT	LESS	1.60	781	\$7,378
SFH-6185WT	SFH618532200510	T.C.	259	226	197	86.0%	BECKETT	LESS	1.85	901	\$7,887
SFH-3085WT	SFH308532240510	T.C.	119	103	90	86.0%	BECKETT	TACO ECM	0.85	534	\$6,001
SFH-4100WT	SFH410032240510	T.C.	140	124	108	87.0%	BECKETT	TACO ECM	1.00	668	\$6,281
SFH-4125WT	SFH412532240510	T.C.	175	152	132	86.0%	BECKETT	TACO ECM	1.25	668	\$6,281
SFH-5160WT	SFH516032240510	T.C.	224	195	170	86.0%	BECKETT	TACO ECM	1.60	781	\$7,495
SFH-6185WT	SFH618532240510	T.C.	259	226	197	86.0%	BECKETT	TACO ECM	1.85	901	\$8,005
SFH-3085W	SFH308520200510	C.O.	119	103	90	86.0%	LESS	LESS	1.00	534	\$3,994
SFH-4125W	SFH412520200510	C.O.	175	175	132	86.0%	LESS	LESS	1.45	668	\$4,273
SFH-5160W	SFH516020200510	C.O.	224	195	170	86.0%	LESS	LESS	1.85	781	\$5,572
SFH-6185W	SFH618520200510	C.O.	259	226	197	86.0%	LESS	LESS	2.10	901	\$6,217
SFH-3085W	SFH308520240510	C.O.	119	103	90	86.0%	LESS	TACO ECM	1.00	534	\$4,117
SFH-4125W	SFH412520240510	C.O.	175	175	132	86.0%	LESS	TACO ECM	1.45	668	\$4,394
SFH-5160W	SFH516020240510	C.O.	224	195	170	86.0%	LESS	TACO ECM	1.85	781	\$5,690
SFH-6185W	SFH618520240510	C.O.	259	226	197	86.0%	LESS	TACO ECM	2.10	901	\$6,335

***TYPE (C.O. - CAST OVER) (C.P. - WITH COVER PLATE) (T.C. - TANKLESS COIL)**

STARFIRE SFH - Cast Iron Chimney Vent Oil Boiler (Cont.)

Model	Item Number	Type *	Input MBH	Htg. Cap. MBH	AHRI Net MBH	AFUE	Burner	Pump	Firing Rate GPH	Shp. Wgt. Lbs	Trade Price
SFH-3085W	SFH308521200510	C.P.	119	103	90	86.0%	LESS	LESS	1.00	534	\$4,209
SFH-4125W	SFH412521200510	C.P.	175	175	132	86.0%	LESS	LESS	1.45	668	\$4,487
SFH-5160W	SFH516021200510	C.P.	224	195	170	86.0%	LESS	LESS	1.85	781	\$5,805
SFH-6185W	SFH618521200510	C.P.	259	226	197	86.0%	LESS	LESS	2.10	901	\$6,158
SFH-3085W	SFH308521240510	C.P.	119	103	90	86.0%	LESS	TACO ECM	1.00	534	\$4,331
SFH-4125W	SFH412521240510	C.P.	175	175	132	86.0%	LESS	TACO ECM	1.45	668	\$4,608
SFH-5160W	SFH516021240510	C.P.	224	195	170	86.0%	LESS	TACO ECM	1.85	781	\$5,921
SFH-6185W	SFH618521240510	C.P.	259	226	197	86.0%	LESS	TACO ECM	2.10	901	\$6,273
SFH-3085WT	SFH308522200510	T.C.	119	103	90	86.0%	LESS	LESS	1.00	534	\$4,469
SFH-4125WT	SFH412522200510	T.C.	175	175	132	86.0%	LESS	LESS	1.45	668	\$4,747
SFH-5160WT	SFH516022200510	T.C.	224	195	170	86.0%	LESS	LESS	1.85	781	\$6,037
SFH-6185WT	SFH618522200510	T.C.	259	226	197	86.0%	LESS	LESS	2.10	901	\$6,546
SFH-3085WT	SFH308522240510	T.C.	119	103	90	86.0%	LESS	TACO ECM	1.00	534	\$4,591
SFH-4125WT	SFH412522240510	T.C.	175	175	132	86.0%	LESS	TACO ECM	1.45	668	\$4,867
SFH-5160WT	SFH516022240510	T.C.	224	195	170	86.0%	LESS	TACO ECM	1.85	781	\$6,153
SFH-6185WT	SFH618522240510	T.C.	259	226	197	86.0%	LESS	TACO ECM	2.10	901	\$6,662

***TYPE (C.O. - CAST OVER) (C.P. - WITH COVER PLATE) (T.C. - TANKLESS COIL)**

STARFIRE SFH (Use Parts Multiplier for All of the Following)

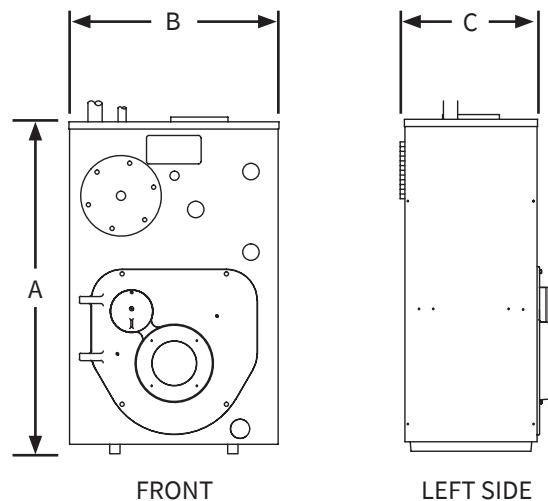
Model	Item Number	Description	Trade Price
SFH-4125	550004116	4100/4125 BECKETT RERATE KIT	\$117
SFH-3085	550004100	SFH-3085 BECKETT BURNER IN A BOX KIT	\$1,409
SFH-4125	550004101	SFH-4100/4125 BECKETT BURNER IN A BOX KIT	\$1,409
SFH-5160	550004102	SFH-5160 BECKETT BURNER IN A BOX KIT	\$1,409
SFH-6185	550004103	SFH-6185 BECKETT BURNER IN A BOX KIT	\$1,409
SFH	550004104	SFH-3085/4100/4125/5160 RIELLO40F5 BURNER BOX KIT	\$1,690
SFH	550004105	SFH-6185 RIELLO 40F10 BURNER IN A BOX KIT	\$2,242
SFH	550004106	SFH-3085/4100/4125 CARLIN EZ1-HP BURNER IN A BOX KIT	\$1,409
SFH	550004107	SFH-5160/6185 CARLIN EZ2-HP BURNER IN A BOX KIT	\$1,409

SBO Cast Iron Steam Oil Boilers

- MBH Input 119 - 210 (CH)
- Up to 85.6% AFUE
- Dependable Cast Iron Heat Exchanger
- Cast Iron Swing out Burner Door and large flueways allow for easy cleaning and servicing
- Honeywell Pressure Control, Boiler Water Level Gauge Glass, and Steam Pressure Gauge
- Electronic Low Water Cutoff (LWCO)
- Atmospheric Chimney Vent Boiler



General Information (See IOM for Complete Instructions)				
Model	SBO-3085	SBO-3105	SBO-4125	SBO-4150
Return/Supply Tappings	1 1/4" Return NPT, 2" Supply NPT			
Oil	3/8" O.D. Copper (runs 50' or less, 1/2" O.D. Copper (runs over 50')			
Electrical	120 Volts AC, 60 hertz, 1 phase, less than 12 amps (15 amp circuit recommended)			
Water Content (Gallons)	12	12	14.87	14.87
Dimensions	A-Height	35"	35"	35"
	B-Width	22 1/8"	22 1/8"	22 1/8"
	C-Depth	15 3/4"	15 3/4"	19 3/4"



SBO - Cast Iron Steam Oil Boiler Less Burner											
Model	Item Number	Type	Input MBH	Htg. Cap. MBH	AHRI Net MBH	AHRI Net Sq. Ft.	AFUE	Burner	Firing Rate GPH	Shp. Wgt. lbs	Trade Price
SBO-3105	SBO310521700110	LESS	147	127	95	396	85.0%	LESS	1.05	538	\$4,947
SBO-4150	SBO415021700110	LESS	210	180	135	563	85.0%	LESS	1.50	650	\$5,814

SBO (Use Equipment Multiplier for All of the Following)			
Model	Item Number	Description	Trade Price
SBO	550004158U	TANKLESS COIL KIT WITH CONTROL	\$680
SBO-3105	550004153U	SBO-3105 BECKETT BURNER IN A BOX KIT	\$1,125
SBO-4150	550004154U	SBO-4150 BECKETT BURNER IN A BOX KIT	\$1,125

**Please Note: Oil Fired Steam Boilers are sold less burner. Please add burner in a box kit to your order.
Tankless Coil Kits are sold separately.**

SBO (Use Parts Multiplier for All of the Following)			
Model	Item Number	Description	Trade Price
SBO	550004155	3085/3105 BECKETT RERATE KIT	\$191
SBO	550004156	4125/4150 BECKETT RERATE KIT	\$191

H2O GL Single Coil Glass Lined Indirect Water Heaters

- 31 - 106 Gallon Capacities
- Easy to Install
- Low Pressure Drop
- Magnesium Anode Rod Corrosion Protection
- Enameled Coated Steel Tank and Coil
- Minimal Standby Losses
- Flexible Scratch Resistant Jacket
- Aquastat Sensor Well
- Temperature Pressure Relief Valve



(H2O40GL Model Shown)

General Information (See IOM for Complete Instructions)					
Maximum Working Pressure: 150 psi for all Capacities					
Model	Piping Connections NPT		Dimensions		
	Domestic Water In/Out	Boiler Water In/Out	Diameter	Height	Weight
H2O 30 GL	1"	1"	24"	33"	119 lbs
H2O 40 GL	1"	1"	24"	45"	180 lbs
H2O 50 GL	1"	1"	24"	51"	200 lbs
H2O 80 GL	1"	1"	30"	48"	243 lbs
H2O 105 GL	1"	1"	30"	62"	393 lbs

H2O GL - Single Coil Glass Lined Indirect Water Heaters (While Supplies Last)

Model	Item Number	Storage Capacity gal	Type	Max. First Hour Rating gal/hr @	Continuous Rating gal/hr @	Boiler Output Req. BTU/hr	Shp. Wgt. lbs	Trade Price
H2O 30 GL	H2OIG30UB	31	GLASS LINED	155	124	100,000	119	\$1,548
H2O 40 GL	H2OIG40UB	42	GLASS LINED	256	220	120,000	180	\$1,593
H2O 50 GL	H2OIG50UB	53	GLASS LINED	310	268	140,000	200	\$1,815
H2O 80 GL	H2OIG80UB	79	GLASS LINED	346	281	180,000	243	\$2,518
H2O 105 GL	H2OIG105UB	106	GLASS LINED	440	345	220,000	393	\$3,937

H2O GL (Use Parts Multiplier for All of the Following)

Model	Item Number	Description	Trade Price
30-105 GAL.	240010926	T & P VALVE 3/4, 100XL-8	\$72
30-105 GAL.	AQ-020.01	AQUASTAT WELL	\$50
30-105 GAL.	240013432	AQUASTAT	\$198
30-50 GAL.	240012211	PLASTIC TOP CAP	\$40
80-105 GAL.	240012239	PLASTIC TOP CAP	\$54
40-105 GAL.	240012212	PLASTIC FRONT CAP	\$9
30 GAL.	550003640	ANODE KIT MAGNESIUM (INCLUDES ANODE, GASKET & BUSHING)	\$52
40-50 GAL.	550003505	ANODE KIT MAGNESIUM (INCLUDES ANODE, GASKET & BUSHING)	\$52
80-105 GAL.	550003527	ANODE KIT MAGNESIUM (INCLUDES ANODE, GASKET & BUSHING)	\$100
40-50 GAL.	550003694	ANODE KIT ALUMINUM (INCLUDES ANODE, GASKET & BUSHING)	\$52
80-105 GAL.	550003695	ANODE KIT ALUMINUM (INCLUDES ANODE, GASKET & BUSHING)	\$100
30-50 GAL.	240012250	FLANGE CAP	\$54
80-105 GAL.	240012251	FLANGE CAP	\$21
30-50 GAL.	240012210	FLANGE GASKET	\$2
80-105 GAL.	240012238	FLANGE GASKET	\$4
40-50 GAL.	550003510	HARDWARE KIT (INCLUDES BOLTS & NUTS FOR FLANGE CAP)	\$4
80-105 GAL.	550003525	HARDWARE KIT (INCLUDES BOLTS & NUTS FOR FLANGE CAP)	\$4
H2O 30 GL	240012474	OUTSIDE TANK COVER	\$145
H2O 40 GL	240012329	OUTSIDE TANK COVER	\$147
H2O 50 GL	240012330	OUTSIDE TANK COVER	\$158
H2O 80 GL	240012331	OUTSIDE TANK COVER	\$110
H2O 105 GL	240012332	OUTSIDE TANK COVER	\$193
30-50 GAL.	240012483	TEMPERATURE GAUGE	\$22

H2O SC Single Coil Stainless Steel Indirect Water Heaters

- 30 - 115 Gallon Capacities
- 316L Stainless Steel Construction
- Top Connections (For Easy Install)
- Stainless Steel Dip Tube
- Thermoplastic Jacket
- Low Pressure Drop
- T & P Valve, Stainless Steel Aquastat Well and Drain Valve
- 2.25" EPS Insulation
- Large Diameter, Smooth Coil Heat Exchangers - Prevent Buildup
- Honeywell L4080B Aquastat



H2O

I

Indirect

30

Capacity:
 30=30 gals
 40=40 gals
 50=50 gals
 60=60 gals
 80=80 gals
 85=87 gals
 115=115 gals

L

Type:
 L=Lowboy
 HO=High Output
 HOC=High Output
 Commercial
 XHO=Extra High
 Output

UB

UB=Utica

General Information (See IOM for Complete Instructions)					
Maximum Working Pressure: 150 psi for all Capacities					
Model	Piping Connections NPT		Dimensions		
	Domestic Water In/Out	Boiler Water In/Out	Diameter	Height	Weight
H2OI30UB	3/4"	1"	23 1/2"	34"	85 lbs
H2OI40UB	3/4"	1"	23 1/2"	44"	100 lbs
H2OI40LUB	3/4"	1"	28"	36"	100 lbs
H2OI50UB	3/4"	1"	23 1/2"	54"	110 lbs
H2OI60UB	3/4"	1"	23 1/2"	62"	125 lbs
H2OI60LUB	3/4"	1"	28"	46"	120 lbs
H2OI80UB	1"	1"	28"	56"	140 lbs
H2OI115UB	1"	1"	28"	74"	175 lbs
High Output Units					
H2OI60HOUB	1"	1"	23 1/2"	62"	145 lbs
H2OI80HOUB	1"	1"	28"	56"	155 lbs
H2OI80HOCUB	1 1/2"	1 1/4"	28"	56"	155 lbs
H2OI115HOUB	1"	1"	28"	74"	190 lbs
H2OI115HOCUB	1 1/2"	1 1/4"	28"	74"	190 lbs
Extra High Output Units 85XHO and 115XHO					
H2OI85XHOCUB	1 1/2"	1 1/2"	28"	64"	215 lbs
H2OI115XHOCUB	1 1/2"	1 1/2"	28"	74"	240 lbs

H2O SC - Single Coil Stainless Steel Indirect Water Heaters							
Item Number	Storage Capacity gal	Type	Max. First Hour Rating gal/hr @		Boiler Output Req. BTU/hr	Shp. Wgt. lbs	Trade Price
			140° F	115° F			
H2OI30UB	30	STANDARD	202	269	131,250	85	\$2,242
H2OI40UB	40	STANDARD	221	292	138,670	100	\$2,307
H2OI40LUB	42	LOWBOY	212	251	132,000	100	\$2,454
H2OI50UB	50	STANDARD	223	291	133,280	110	\$2,783
H2OI60UB	60	STANDARD	262	342	155,700	125	\$3,327
H2OI60LUB	60	LOWBOY	239	310	138,570	120	\$3,426
H2OI80UB	80	STANDARD	271	348	149,390	140	\$3,690
H2OI115UB	115	STANDARD	324	409	165,750	175	\$5,476
H2OI60HOUB	60	HIGH OUTPUT	406	541	263,600	145	\$3,591
H2OI80HOUB	80	HIGH OUTPUT	418	551	259,640	155	\$4,988
H2OI80HOCUB	80	HIGH OUTPUT COMMERICAL	442	584	227,070	155	\$5,385
H2OI115HOUB	115	HIGH OUTPUT	467	607	273,100	190	\$6,008
H2OI115HOCUB	115	HIGH OUTPUT COMMERICAL	479	623	281,300	190	\$7,144
H2OI85XHOCUB	87	EXTRA HIGH OUTPUT	738	992	495,000	215	\$6,705
H2OI115XHOCUB	115	EXTRA HIGH OUTPUT	763	1017	495,000	240	\$7,959

H2O DC Single & Dual Coil Stainless Steel Solar Water Heaters

- 60 - 115 Gallon Capacities
- 316L Stainless Steel Construction
- Top Connections (For Easy Install)
- Stainless Steel Dip Tube
- Thermoplastic Jacket
- Low Pressure Drop
- T & P Valve, Stainless Steel Aquastat Well and Drain Valve
- 2.25" EPS Insulation
- Large Diameter, Smooth Coil Heat Exchangers - Prevent Buildup
- Honeywell L4080B Aquastat



H2O

I

Indirect

60

Capacity:
 60=60 gals
 80=80 gals
 115=115 gals

D

D=Dual Coil

E

E=Electric Backup
 (3500 Watts)

UB

UB=Utica

General Information (See IOM for Complete Instructions)				
Maximum Working Pressure: 150 psi for all Capacities				
Model	Piping Connections NPT	Dimensions		
		Diameter	Height	Weight
H2O160EUB	1"	23"	62"	135 lbs
H2O180EUB	1"	28"	56"	145 lbs
H2O115EUB	1"	28"	74"	180 lbs
H2O160DUB	1"	23"	62"	165 lbs
H2O180DUB	1"	28"	56"	175 lbs
H2O115DUB	1"	28"	74"	205 lbs
H2O160DEUB	1"	23"	62"	175 lbs
H2O180DEUB	1"	28"	56"	185 lbs
H2O115DEUB	1"	28"	74"	215 lbs

H2O DC - Single & Dual Coil Stainless Steel Solar Water Heaters

Item Number	Storage Capacity gal	Type	Recovery Rate gal/hr		Ship Wgt. lbs	Trade Price
			Top Coil	Bottom Coil		
H2OI60EUB	60	ELECTRIC BACK-UP	N/A	214	135	\$4,674
H2OI80EUB	80	ELECTRIC BACK-UP	N/A	214	145	\$5,225
H2OI115EUB	115	ELECTRIC BACK-UP	N/A	214	180	\$7,246
H2OI60DUB	60	INDIRECT	185	214	165	\$4,416
H2OI80DUB	80	INDIRECT	180	214	175	\$5,028
H2OI115DUB	115	INDIRECT	190	214	205	\$6,441
H2OI60DEUB	60	ELECTRIC BACK-UP	185	214	175	\$5,454
H2OI80DEUB	80	ELECTRIC BACK-UP	180	214	185	\$6,162
H2OI115DEUB	115	ELECTRIC BACK-UP	190	214	215	\$7,730

H2O BT Stainless Steel Buffer Tanks, w/ and w/o Coil

- 22 - 115 Gallon Capacities
- 316L Stainless Steel Construction
- Top Connections (For Easy Installation)
- Thermoplastic Jacket
- Low Pressure Drop
- T & P Valve, Stainless Steel Aquastat Well and Drain Valve
- 2.25" EPS Insulation



H2O

BT

BT=Buffer Tank

40

Capacity:
 22=22 gals
 40=40 gals
 60=60 gals
 80=80 gals

114

Connection:
 114=1 1/4" NPT
 112=1 1/2" NPT
 2=2" NPT

WC

WC=With Coil

UB

UB=Utica

General Information (See IOM for Complete Instructions)				
Maximum Working Pressure: 150 psi for all Capacities				
Model	Piping Connections NPT	Dimensions		
		Diameter	Height	Weight
H2OBT22114UB	1 1/4"	22 1/2"	24 1/2"	35 lbs
H2OBT40114UB	1 1/4"	22 1/2"	42"	87 lbs
H2OBT40112UB	1 1/2"	22 1/2"	42"	87 lbs
H2OBT402UB	2"	22 1/2"	42"	87 lbs
H2OBT60114UB	1 1/4"	26 1/2"	44"	115 lbs
H2OBT60112UB	1 1/2"	26 1/2"	44"	115 lbs
H2OBT602UB	2"	26 1/2"	44"	115 lbs
H2OBT80114UB	1 1/4"	26 1/2"	54"	125 lbs
H2OBT80112UB	1 1/2"	26 1/2"	54"	125 lbs
H2OBT802UB	2"	26 1/2"	54"	125 lbs
H2OBT115114UB	1 1/4"	26 1/2"	72"	160 lbs
H2OBT115112UB	1 1/2"	26 1/2"	72"	160 lbs
H2OBT1152UB	2"	26 1/2"	72"	160 lbs
H2OBT40114WCUB	1 1/4"	22 1/2"	42"	97 lbs
H2OBT40112WCUB	1 1/2"	22 1/2"	42"	97 lbs
H2OBT402WCUB	2"	22 1/2"	42"	97 lbs
H2OBT60114WCUB	1 1/4"	26 1/2"	44"	125 lbs
H2OBT60112WCUB	1 1/2"	26 1/2"	44"	125 lbs
H2OBT602WCUB	2"	26 1/2"	44"	125 lbs
H2OBT80114WCUB	1 1/4"	26 1/2"	54"	135 lbs
H2OBT80112WCUB	1 1/2"	26 1/2"	54"	135 lbs
H2OBT802WCUB	2"	26 1/2"	54"	135 lbs
H2OBT115114WCUB	1 1/4"	26 1/2"	72"	170 lbs
H2OBT115112WCUB	1 1/2"	26 1/2"	72"	170 lbs
H2OBT1152WCUB	2"	26 1/2"	72"	170 lbs

H2O BT - Stainless Steel Buffer Tanks (With & Without Coil)

Item Number	Storage Capacity gal	Type	Shp. Wgt. lbs	Trade Price
H2OBT22114UB	22	HYDRONIC BUFFER TANK	35	\$1,992
H2OBT40114UB	40	HYDRONIC BUFFER TANK	87	\$3,488
H2OBT40112UB	40	HYDRONIC BUFFER TANK	87	\$3,488
H2OBT402UB	40	HYDRONIC BUFFER TANK	87	\$3,488
H2OBT60114UB	60	HYDRONIC BUFFER TANK	115	\$4,152
H2OBT60112UB	60	HYDRONIC BUFFER TANK	115	\$4,152
H2OBT602UB	60	HYDRONIC BUFFER TANK	115	\$4,152
H2OBT80114UB	80	HYDRONIC BUFFER TANK	125	\$4,585
H2OBT80112UB	80	HYDRONIC BUFFER TANK	125	\$4,585
H2OBT802UB	80	HYDRONIC BUFFER TANK	125	\$4,585
H2OBT115114UB	115	HYDRONIC BUFFER TANK	160	\$5,706
H2OBT115112UB	115	HYDRONIC BUFFER TANK	160	\$5,706
H2OBT1152UB	115	HYDRONIC BUFFER TANK	160	\$5,706
H2OBT40114WCUB	40	HYDRONIC BUFFER TANKS (WITH COIL)	97	\$4,470
H2OBT40112WCUB	40	HYDRONIC BUFFER TANKS (WITH COIL)	97	\$4,471
H2OBT402WCUB	40	HYDRONIC BUFFER TANKS (WITH COIL)	97	\$4,470
H2OBT60114WCUB	60	HYDRONIC BUFFER TANKS (WITH COIL)	125	\$5,200
H2OBT60112WCUB	60	HYDRONIC BUFFER TANKS (WITH COIL)	125	\$5,200
H2OBT602WCUB	60	HYDRONIC BUFFER TANKS (WITH COIL)	125	\$5,200
H2OBT80114WCUB	80	HYDRONIC BUFFER TANKS (WITH COIL)	135	\$5,669
H2OBT80112WCUB	80	HYDRONIC BUFFER TANKS (WITH COIL)	135	\$5,669
H2OBT802WCUB	80	HYDRONIC BUFFER TANKS (WITH COIL)	135	\$5,669
H2OBT115114WCUB	115	HYDRONIC BUFFER TANKS (WITH COIL)	170	\$6,902
H2OBT115112WCUB	115	HYDRONIC BUFFER TANKS (WITH COIL)	170	\$6,902
H2OBT1152WCUB	115	HYDRONIC BUFFER TANKS (WITH COIL)	170	\$6,902

H2O ST Stainless Steel Storage Tanks

- 30 - 115 Gallon Capacities
- 316L Stainless Steel Construction
- Top Connections (For Easy Installation)
- Stainless Steel Dip Tube -Thermoplastic Jacket
- Low Pressure Drop
- T & P Valve, Stainless Steel Aquastat Well and Drain Valve
- 2.25” EPS Insulation
- Honeywell L4080B



H2O

ST

ST=Storage

30

Capacity:
 30=30 gals
 40=40 gals
 60=60 gals
 80=80 gals
 115=115 gals

L

Type:
 L=Lowboy
 C=Commercial

UB

UB=Utica

General Information (See IOM for Complete Instructions)					
Maximum Working Pressure: 150 psi for all Capacities					
Model	Piping Connections NPT		Dimensions		
	Return/Supply	Heat Source Pressure	Diameter	Height	Weight
H2OST30UB	1”	1”	23 1/2”	34”	75 lbs
H2OST40UB	1”	1”	23 1/2”	44”	90 lbs
H2OST60UB	1”	1”	23 1/2”	62”	115 lbs
H2OST60LUB	1”	1”	23 1/2”	46”	110 lbs
H2OST80UB	1”	1”	28”	56”	140 lbs
H2OST115UB	1”	1”	28”	74”	175 lbs
H2OST80CUB	1 1/2”	1”	28”	56”	140 lbs
H2OST115CUB	1 1/2”	1”	28”	74”	175 lbs

H2O ST - Stainless Steel Storage Tanks (No Coil)				
Item Number	Storage Capacity gal	Type	Shp. Wgt. lbs	Trade Price
H2OST30UB	30	STANDARD STORAGE TANK	75	\$1,988
H2OST40UB	40	STANDARD STORAGE TANK	90	\$2,055
H2OST60UB	60	STANDARD STORAGE TANK	115	\$2,997
H2OST60LUB	60	LOWBOY STORAGE TANK	110	\$3,097
H2OST80UB	80	STANDARD STORAGE TANK	140	\$3,406
H2OST80CUB	80	COMMERCIAL STORAGE TANK	175	\$4,908
H2OST115UB	115	STANDARD STORAGE TANK	140	\$3,748
H2OST115CUB	115	COMMERCIAL STORAGE TANK	175	\$5,249

TERMS & CONDITIONS OF SALE - GENERAL TERMS

PRICES & SPECIFICATIONS: All pricing and specifications subject to change without notice. The prices herein supersede all prior quotations.

ORDERS: Orders will be accepted based on prices in effect at the time the order is received. No order or contract will become an obligation on our part until accepted by the General Sales Department. ECR International shall not be liable for any delay or failure in the delivery or shipment of goods due to any cause or causes beyond its control.

TAXES: Add to the prices and terms quoted any manufacturers' or sales tax payable on the transaction under any effective statute.

SHIPMENTS

TRUCKLOADS: \$60,000 Net Order Value - Freight Prepaid. Indirect Water Heaters and Commercial Boiler lines can be added to any residential order for freight purposes. Authorized Distributors can combine Argo, Airco, Dunkirk, EMI, Olsen, Pennco, Utica Boilers and Utica Heating on one purchase order to earn free freight.

Stop off charges of \$200 will apply to stop off locations within 100 miles of the final destination. Please call for pricing for stop off special handling for a location further than 100 miles or for special handling pricing for services such as lift gate, unloading assistance, etc.

LESS THAN TRUCKLOAD SHIPMENT: F.O.B. ECR INTERNATIONAL - FACTORY OR WAREHOUSE

See Shipping and Delivery Policy for full details.

SALES ORDER INFORMATION CHECK LIST

The following information must be included on equipment or parts orders to insure proper shipment & invoicing:

- | | |
|--|--|
| 1) Purchase Order Number | 7) Pricing |
| 2) Bill to Address | 8) Product Description (Model, Size, etc.) |
| 3) Ship to Address | 9) Fuel Type (Oil, Natural Gas, Propane) |
| 4) Method of Shipment (trailer load, UPS) | 10) Electrical (Operating Voltage, Cycles, Phases, etc.) |
| 5) Requested Ship Date | 11) Non-Standard Equipment (Indicate "Optional" when substituted for standard equipment at extra cost listed. Indicate added to standard equipment.) |
| 6) Special Instructions ("Carrier to call...") | 12) Kits or Parts (Orders for kits or parts must indicate equipment size and series.) |

Send orders to:

E-mail: ecrorderentry@ecrinternational.com

Fax: (315) 724-9319

Please note the following Remit to Address:

ECR International, Inc.

P.O. Box 8000 Department 039

Buffalo, NY 14267

SHIPPING AND DELIVERY POLICY

Shipping and Delivery Policy	
Order Type / Value*	Freight Charges*
All UPS, Fed, Ex, DHL, etc. Shipments	Freight & Handling Cost Apply
\$0.00 - \$5,000	Freight & Handling Cost Apply
\$5,001 - \$15,000	\$350
\$15,001 - \$59,999	\$300
\$60,000**	FFA

*The above freight terms apply to single purchase orders or combined purchase orders from one company with one stop totaling the above reference tiers. Additional stops will incur additional charges. Pooling from multiple companies is not allowed under this freight program.

**Orders of \$60,000 or more from one company with multiple stops will incur a \$200 stop-off charge per stop after the initial stop. Each stop location must be within 100 miles of the initial stop or additional charges will apply.

Because of packaging and shipping constraints, EMI products do not qualify for this freight program unless prior approval is obtained from your Regional Sales Manager.

Except for FFA qualifying orders, the above US shipping rates apply to shipments east of the Mississippi River. If shipments are beyond that area actual freight rates will apply.

These rates apply to destinations where no special delivery requirements are needed. Additional charges will apply when special handling and delivery is incurred. Pre-shipment notification of any special shipping or handling provisions is required. Unless otherwise noted, all products will be shipped FOB Shipping Point and transfer of ownership and responsibility is assumed by the customer for all loss or damage. ECR International will not be held liable for any damage, loss or costs which occur due to shipping delay. ECR retains the right to change or alter this program without notice and without penalty.

Family bundling is encouraged; boilers, furnaces, A/C, and controls can be combined to achieve freight tiers.

If you have any questions, please contact your ECR representative or ECR Regional Manager.

U.S. DISTRIBUTOR - RETURN MATERIAL POLICY (RMA)

Prior Approval Required - All returns for exchange, credit, repair service or warranty claim must be approved by ECR International and require an RMA number prior to return of the material. A request must be completed via the online web portal. Please log on to www.ecrcustomerportal.com to complete your request for return. If you do not already have access to the customer web portal, please contact ECR International Customer Service at 1-800-325-5479 to be set-up.

Eligibility – An RMA Request must be received within 60 days from the date of invoice for returns of New & Unused product in original packaging. A restocking fee of 15% will be charged for all new and unused returns that are approved for return. Special Order Products (items not offered as standard in ECR International trade price book) are not eligible for return as new and unused product. Request for Warranty Returns must be made within the period covered by the warranty and must fall under the terms and conditions specified in the warranty.

Repair Service - Request for repair or rework of product damaged by customer is classified as Repair Service. Repair Service is billed at \$75.00 per hour for labor and net price for parts used in repair/rework. ECR International's Return Material (RM) department will evaluate the items returned for repair service. The customer will receive an estimate for the dollar amount, determined by ECR International's RM department, required to complete the repairs requested. A Purchase Order (PO) from the customer for that amount will be required before any work is performed.

RMA Expiration Parts - Once the RMA number is issued, the product must be returned within 60 days of the RMA date, or the RMA will be canceled. Products approved for return that are received after 60 days from the RMA date will not be accepted.

Shipping & Packaging - All returns must have a valid RMA number clearly displayed on the exterior of the package or the package will not be accepted. All returns of new and unused product must be in the original packaging. All returns must be shipped prepaid by the customer unless otherwise directed by ECR as indicated on the RMA Verification. Ship all approved return material to the facility indicated on the approved RMA Request by the date indicated.

Replacement Product - If replacement product is desired it must be indicated on the RMA Request. A PO# is required for the replacement shipment and must be indicated on the RMA Request. All replacement products will be invoiced at the time of shipment. ECR will pay the ground freight for all warranty replacements.

Application of Credit - Credit for returned product will be applied to the customer's account (less restocking fees for New and Unused returns) only after confirmation of receipt by ECR and inspection of the product. Issuance of a credit for a partial return of product does not relieve the customer from the obligation to remit payment for the merchandise not returned in accordance with the payment terms referenced on the customer's invoice(s). Customer will have the option to have any product that is denied for credit returned at their expense.

Returning Installed Finished Goods (Complete boilers, furnaces, A/C units etc.)

- Equipment that is already installed should be repaired not replaced. Exceptions: leaking cast iron boilers in their first year or leaking water tanks. Leaking drain valves on water tanks are replaceable, make sure the leak is not on the valve. Tanks returned with the only leak being on the valve will be denied.
- Cast iron blocks (not complete boilers) older than one year and Indirect tanks that are leaking do not require prior approval. Simply type "Leaking" into the Authorization field and it will be accepted. Complete Cast iron boilers within their first year will still require prior authorization for full boiler replacement.
- Water leaks on copper and condensing boilers are repairable and will require prior authorization for any reason for removal.
- To guarantee credit, if a situation arises where equipment does need to be replaced, **prior authorization** from ECR is required. This will ensure that ECR has visibility to the problem and has had an opportunity to correct it prior to removal. *All equipment considered for removal should first be brought to the attention of Technical Support at 1-800-253-7900.*
- If approved, an authorization number will be given that will need to be entered in the RMA on the Customer Portal.
- For equipment that is removed from service without prior authorization by ECR, contact Customer Service. They will evaluate the circumstance and can issue a conditional RMA. The equipment will be tested in our lab to determine if removal was warranted and if credit will be given.

RMA Expiration Equipment - Once the RMA number is issued, the product must be returned within 30 days of the RMA date, or the RMA will be canceled. Products approved for return that are received after 30 days from the RMA date will not be accepted.

**This page is intentionally left blank,
products continue on the following page.**



There are some things you can always depend on...

www.utica boilers.com

ECR international

2260 Dwyer Avenue, Utica, NY 13501
Tel. 800 325 5479

www.ecrinternational.com

All specifications subject to change without notice.

©2025 ECR International, Inc.
PN 240005093 REV. AD [08/28/2025]